


SMD Thin Ceramic Trimmer Capacitors AT 9401G ROHS Series

SURFACE MOUNT TRIMMER CAPACITORS, RoHS COMPLIANT

DESCRIPTION

Miniaturized trimmers
 Performance up to 2 GHz and beyond
 Very small size and weight
 Ceramic dielectric
 Rated voltage 250 VDC
 Low capacitance drift , very stable over time
 Extremely low ERS and ESL
 High resonance frequency and very good Q
 Terminations are **gold plated**
 Delivered on tape and reel (SL1 version)
ROHS compliant
Max Soldering Temperature 260°C, 10s Max



APPLICATIONS

RF amplifier, Filter networks
 Military and Avionics equipment
 Medical devices
 DR/Crystal Oscillators
 Broadband wireless LAN, Antenna tuning
 Telemetry

I. ELECTRICAL SPECIFICATIONS

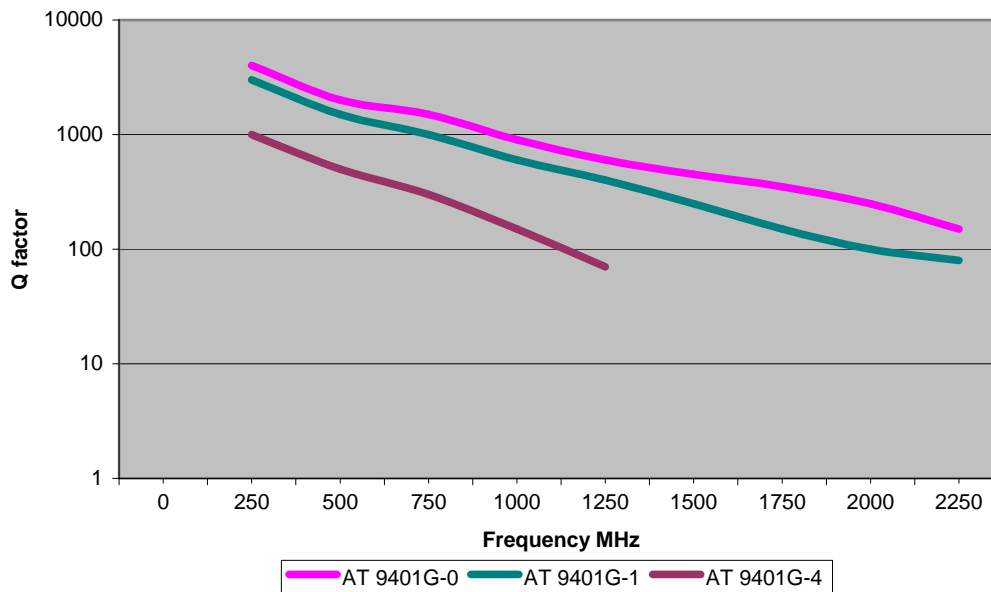
P/N	AT 9401G-0 ROHS	AT 9401G-1 ROHS	AT 9401G-2 ROHS	AT 9401G-4 ROHS
	AT 9401G-0 SL1 ROHS	AT 9401G-1 SL1ROHS	AT 9401G-2 SL1 ROHS	AT 9401G-4 SL1 ROHS
From below	0.25	0.5	0.6	1.5
Capacitance range (pF)				
To above	0.7	1.3	2.0	4.0
Working Voltage (VDC)	250			
Withstanding Voltage (VDC)	500			
Working Temp. range	-55°C to +125°C			
Temp. Coeff. (ppm/°C)	50+/-50	NPO+/-100	-400+/-200	-1100+/-300
Setting drift	< 1%			
Typical Q @ 100 MHz, CMax	>1000	>1000	>1000	>500
Insulation Resistance (MΩ)	10000 min			

SMD Thin Ceramic Trimmer Capacitors AT 9401G ROHS Series

SURFACE MOUNT TRIMMER CAPACITORS, RoHS COMPLIANT

II. TYPICAL Q FACTOR

Typical Q factor of AT 9401G ROHS series tuned at Max capacitance



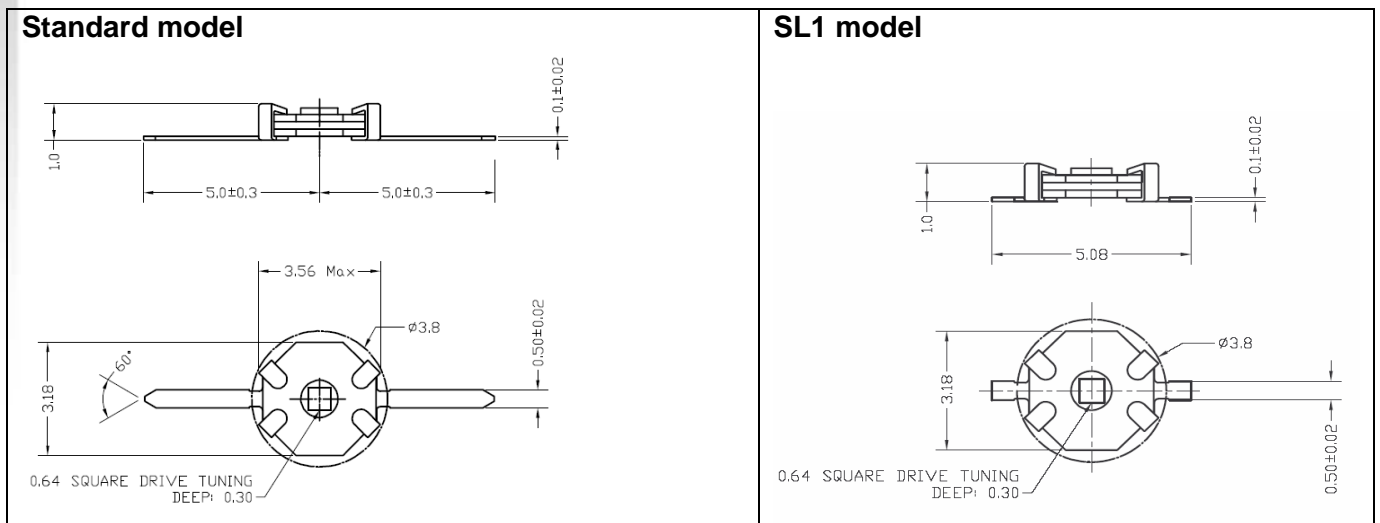
III. MECHANICAL & GENERAL SPECIFICATIONS

P/N	AT 9401G-0 ROHS AT 9401G-0 SL1 ROHS	AT 9401G-1 ROHS AT 9401G-1 SL1 ROHS	AT 9401G2 ROHS AT 9401G-2 SL1 ROHS	AT 9401G-4 ROHS AT 9401G-4 SL1ROHS
Rotating torque (cN.cm)	5 to 70			
Shock	100g @ 6 ms			
Vibration	15g @ 10-2000 Hz			
Moisture resistance	MIL-STD-202, Method 106			

SMD Thin Ceramic Trimmer Capacitors AT 9401G ROHS Series

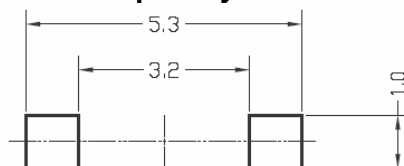
SURFACE MOUNT TRIMMER CAPACITORS, RoHS COMPLIANT

IV. OUTLINE DIMENSIONS



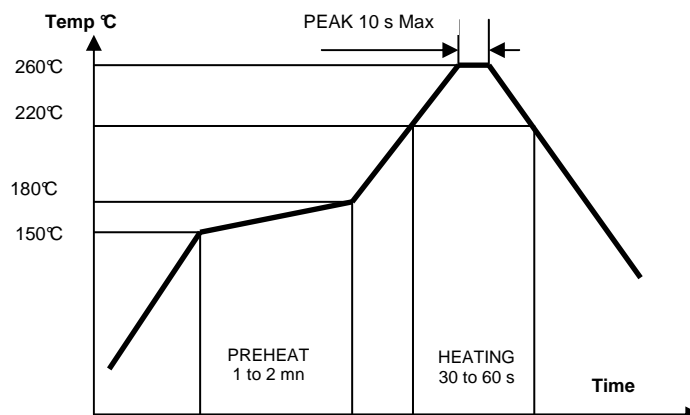
V. SOLDERING

Typical solder pad layout for SL1 model



Recommended reflow solder temperature profile

Maximum Soldering Temperature 260°C MAX



SMD Thin Ceramic Trimmer Capacitors AT 9401G ROHS Series

SURFACE MOUNT TRIMMER CAPACITORS, RoHS COMPLIANT

VI. PACKAGING

Parts delivered :

Standard model: in bulk

SL1 model: in bulk for quantity lower than 1.5 kp
on tape and reel in 12 mm width carrier tape in quantities of 1500 p on 7 inches
reel

VII. HOW TO ORDER

Standard model and SL1 model in qty < 1.5 kp

Reference **ROHS**

Examples

AT 9401G-1 ROHS
AT 9401G-0 SL1 ROHS

SL1 model on tape and reel :

Reference **R3** **ROHS**

Example

AT 9401G-4 SL1 R3 ROHS Qty 1.5 kp

VIII. TUNING TOOL

Tuning Tool reference: AT 4192

IX. RECOMMENDATIONS FOR CLEANING

SMD Thin AT 9401G ROHS series are compatible with a wide variety of cleaning process including those that utilize aqueous or semi-aqueous solutions, alcohol solutions, de-ionized water and numerous other cleaners. However, due to the large variety of such processes, the customer through cleaning process evaluation in conjunction with TEMEX-CERAMICS product purchased must determine actual compatibility. SMD Thin AT 9401G ROHS series capacitors should be cleaned in contamination free solution. If rough torque occurs after cleaning, re-clean in fresh solution.