


Multilayer Chip Ceramic Inductor - SDCL-D Series

Operating Temp. : -55°C ~+125°C



FEATURES

- Monolithic structure for high reliability
- High self-resonant frequency
- Excellent solderability and high heat resistance

APPLICATIONS

- RF circuit in telecommunication and other equipments

PRODUCT IDENTIFICATION

<u>SDCL</u>	<u>1608</u>	<u>C</u>	<u>10N</u>	<u>J</u>	<u>T</u>	<u>D</u>	<u>F</u>																																		
①	②	③	④	⑤	⑥	⑦	⑧																																		
①	②		③		④		⑤																																		
<table border="1"> <tr><th colspan="2">Type</th></tr> <tr><td>SDCL</td><td>Chip Ceramic Inductor</td></tr> </table>	Type		SDCL	Chip Ceramic Inductor	<table border="1"> <tr><th colspan="2">External Dimensions (L×W) (mm)</th></tr> <tr><td>1005 [0402]</td><td>1.0×0.5</td></tr> <tr><td>1608 [0603]</td><td>1.6×0.8</td></tr> </table>		External Dimensions (L×W) (mm)		1005 [0402]	1.0×0.5	1608 [0603]	1.6×0.8	<table border="1"> <tr><th colspan="2">Material Code</th></tr> <tr><td colspan="2">C</td></tr> </table>		Material Code		C		<table border="1"> <tr><th colspan="2">Packing</th></tr> <tr><td>T</td><td>Tape & Reel</td></tr> </table>		Packing		T	Tape & Reel	<table border="1"> <tr><th colspan="2">Internal Code</th></tr> <tr><td colspan="2">D</td></tr> </table>	Internal Code		D		<table border="1"> <tr><th colspan="2">Hazardous Substance Free Products</th></tr> <tr><td colspan="2">F</td></tr> </table>	Hazardous Substance Free Products		F								
Type																																									
SDCL	Chip Ceramic Inductor																																								
External Dimensions (L×W) (mm)																																									
1005 [0402]	1.0×0.5																																								
1608 [0603]	1.6×0.8																																								
Material Code																																									
C																																									
Packing																																									
T	Tape & Reel																																								
Internal Code																																									
D																																									
Hazardous Substance Free Products																																									
F																																									
④		⑤		⑥		⑦																																			
<table border="1"> <tr><th colspan="2">Nominal Inductance</th></tr> <tr><th>Example</th><th>Nominal Value</th></tr> <tr><td>3N9</td><td>3.9nH</td></tr> <tr><td>10N</td><td>10nH</td></tr> <tr><td>R10</td><td>100nH</td></tr> <tr><td colspan="2">※R=Decimal Point, N=nH</td></tr> </table>		Nominal Inductance		Example	Nominal Value	3N9	3.9nH	10N	10nH	R10	100nH	※R=Decimal Point, N=nH		<table border="1"> <tr><th colspan="2">Inductance Tolerance</th></tr> <tr><td>B</td><td>±0.1nH</td></tr> <tr><td>C</td><td>±0.2nH</td></tr> <tr><td>S</td><td>±0.3nH</td></tr> <tr><td>H</td><td>±3%</td></tr> <tr><td>J</td><td>±5%</td></tr> <tr><td>K</td><td>±10%</td></tr> </table>		Inductance Tolerance		B	±0.1nH	C	±0.2nH	S	±0.3nH	H	±3%	J	±5%	K	±10%	<table border="1"> <tr><th colspan="2">Internal Code</th></tr> <tr><td colspan="2">D</td></tr> </table>		Internal Code		D		<table border="1"> <tr><th colspan="2">Hazardous Substance Free Products</th></tr> <tr><td colspan="2">F</td></tr> </table>		Hazardous Substance Free Products		F	
Nominal Inductance																																									
Example	Nominal Value																																								
3N9	3.9nH																																								
10N	10nH																																								
R10	100nH																																								
※R=Decimal Point, N=nH																																									
Inductance Tolerance																																									
B	±0.1nH																																								
C	±0.2nH																																								
S	±0.3nH																																								
H	±3%																																								
J	±5%																																								
K	±10%																																								
Internal Code																																									
D																																									
Hazardous Substance Free Products																																									
F																																									

SHAPE AND DIMENSIONS

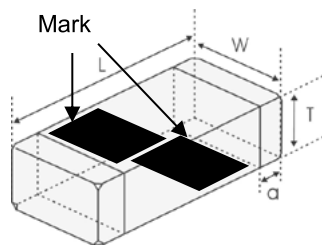


Fig.1

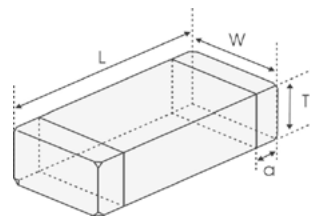


Fig.2

Unit: mm [inch]

Type	L	W	T	a	≤ 10nH	≥ 12nH
SDCL1005 [0402]	1.0±0.15 [.039±.006]	0.5±0.15 [.020±.006]	0.5±0.15 [.020±.006]	0.25±0.1 [.010±.004]	Fig.1	Fig.2
SDCL1608 [0603]	1.6±0.15 [.063±.006]	0.8±0.15 [.031±.006]	0.8±0.15 [.031±.006]	0.3±0.2 [.012±.008]	Fig.2	Fig.2
	1.65±0.15 [.065±.006]					

SPECIFICATIONS

SDCL1005-D Series

Part Number	Inductance	Min. Quality Factor	L,Q Test Freq. L/Q	Typical Q @ Freq.(MHz)			Min.Self-resonant Frequency	Max. DC Resistance	Max. Rated Current
				100	800	1000			
Units	nH	-	MHz	-			MHz	Ω	mA
Symbol	L	Q	Freq	Q			S.R.F	DCR	I _r
SDCL1005C0N6 □ TDF	0.6	4	100	6	35	41	10000	0.10	800
SDCL1005C1N0 □ TDF	1.0	8	100	11	34	36	10000	0.10	400
SDCL1005C1N1 □ TDF	1.1	8	100	11	34	36	10000	0.10	400
SDCL1005C1N2 □ TDF	1.2	8	100	11	34	36	10000	0.10	400
SDCL1005C1N3 □ TDF	1.3	8	100	11	34	36	10000	0.10	400
SDCL1005C1N5 □ TDF	1.5	8	100	11	34	36	6000	0.10	300
SDCL1005C1N6 □ TDF	1.6	8	100	11	32	35	6000	0.10	300
SDCL1005C1N8 □ TDF	1.8	8	100	11	30	34	6000	0.10	300
SDCL1005C2N0 □ TDF	2.0	8	100	10	29	33	6000	0.20	300
SDCL1005C2N2 □ TDF	2.2	8	100	10	29	33	6000	0.20	300
SDCL1005C2N4 □ TDF	2.4	8	100	10	29	32	6000	0.20	300
SDCL1005C2N7 □ TDF	2.7	8	100	10	29	32	6000	0.20	300
SDCL1005C3N0 □ TDF	3.0	8	100	10	29	32	6000	0.20	300
SDCL1005C3N3 □ TDF	3.3	8	100	10	29	32	6000	0.20	300
SDCL1005C3N6 □ TDF	3.6	8	100	10	28	31	4000	0.20	300
SDCL1005C3N9 □ TDF	3.9	8	100	10	28	31	4000	0.20	300
SDCL1005C4N3 □ TDF	4.3	8	100	10	28	31	4000	0.20	300
SDCL1005C4N7 □ TDF	4.7	8	100	10	28	31	4000	0.20	300
SDCL1005C5N1 □ TDF	5.1	8	100	10	28	30	4000	0.30	300
SDCL1005C5N6 □ TDF	5.6	8	100	10	28	30	4000	0.30	300
SDCL1005C6N2 □ TDF	6.2	8	100	10	27	30	3900	0.30	300
SDCL1005C6N8 □ TDF	6.8	8	100	10	27	30	3900	0.30	300
SDCL1005C7N5 □ TDF	7.5	8	100	10	27	30	3700	0.40	300
SDCL1005C8N2 □ TDF	8.2	8	100	10	27	30	3600	0.40	300
SDCL1005C9N1 □ TDF	9.1	8	100	10	27	30	3400	0.40	300
SDCL1005C10N □ TDF	10	8	100	10	27	30	3200	0.40	300
SDCL1005C12N □ TDF	12	8	100	10	26	29	2700	0.50	300
SDCL1005C15N □ TDF	15	8	100	10	26	28	2300	0.50	300
SDCL1005C18N □ TDF	18	8	100	10	25	27	2100	0.60	300
SDCL1005C20N □ TDF	20	8	100	10	25	26	2000	0.60	300
SDCL1005C22N □ TDF	22	8	100	10	25	25	1900	0.60	300
SDCL1005C27N □ TDF	27	8	100	10	25	23	1600	0.70	300
SDCL1005C33N □ TDF	33	8	100	10	22	22	1300	0.80	200
SDCL1005C39N □ TDF	39	8	100	10	22	19	1200	1.00	200
SDCL1005C43N □ TDF	43	8	100	10	21	16	1100	1.10	200
SDCL1005C47N □ TDF	47	8	100	10	21	16	1000	1.10	200
SDCL1005C56N □ TDF	56	8	100	10	18	13	750	1.20	200
SDCL1005C68N □ TDF	68	8	100	10	18	9	750	1.40	180
SDCL1005C82N □ TDF	82	8	100	10	13	-	750	2.40	150
SDCL1005CR10 □ TDF	100	8	100	10	12	-	700	2.60	150
SDCL1005CR12 □ TDF	120	8	100	10	-	-	600	2.80	150
SDCL1005CR15 □ TDF	150	8	100	10	-	-	550	3.20	100
SDCL1005CR18 □ TDF	180	8	100	10	-	-	500	3.70	100
SDCL1005CR22 □ TDF	220	8	100	12	-	-	450	4.00	100
SDCL1005CR27 □ TDF	270	8	100	12	-	-	400	4.50	100
SDCL1005CR30 □ TDF	300	8	100	12	-	-	400	4.50	100
SDCL1005CR33 □ TDF	330	6	50	8	-	-	350	7.00	50
SDCL1005CR36 □ TDF	360	6	50	8	-	-	300	7.50	50

※ □ : Please specify the inductance tolerance. For L≤6.2nH, choose B=±0.1nH, C=±0.2nH or S=±0.3nH; For L>6.2nH, choose H=±3%, J=±5% or K=±10%.

※: Please refer to "Measurement Notice For RF Inductors".

SPECIFICATIONS

SDCL1608-D Series

Part Number	Inductance	Min. Quality Factor	L,Q Test Freq. L/Q	Typical Q @ Freq. (MHz)			Min. Self-resonant Frequency	Max. DC Resistance	Max. Rated Current
				100	800	1000			
Units	nH	-	MHz	-			MHz	Ω	mA
Symbol	L	Q	Freq	Q			S.R.F	DCR	I _r
SDCL1608C1N0 □ TDF	1.0	8	100	13	70	80	10000	0.05	500
SDCL1608C1N2 □ TDF	1.2	8	100	13	60	70	10000	0.05	500
SDCL1608C1N5 □ TDF	1.5	8	100	13	47	68	6000	0.10	500
SDCL1608C1N8 □ TDF	1.8	8	100	13	45	61	6000	0.10	500
SDCL1608C2N2 □ TDF	2.2	8	100	13	45	60	6000	0.10	500
SDCL1608C2N7 □ TDF	2.7	10	100	13	44	55	6000	0.12	500
SDCL1608C3N3 □ TDF	3.3	10	100	13	43	50	6000	0.15	500
SDCL1608C3N9 □ TDF	3.9	10	100	13	43	50	6000	0.16	500
SDCL1608C4N7 □ TDF	4.7	10	100	13	43	50	6000	0.20	500
SDCL1608C5N6 □ TDF	5.6	10	100	14	42	48	5000	0.25	500
SDCL1608C6N8 □ TDF	6.8	10	100	14	43	50	5000	0.30	500
SDCL1608C8N2 □ TDF	8.2	10	100	14	43	48	4500	0.35	500
SDCL1608C10N □ TDF	10	12	100	15	45	50	3500	0.40	300
SDCL1608C12N □ TDF	12	12	100	18	48	50	3000	0.45	300
SDCL1608C15N □ TDF	15	12	100	18	48	50	2300	0.50	300
SDCL1608C18N □ TDF	18	12	100	16	48	51	2200	0.55	300
SDCL1608C22N □ TDF	22	12	100	16	45	48	2000	0.60	300
SDCL1608C27N □ TDF	27	12	100	16	45	45	1700	0.65	300
SDCL1608C33N □ TDF	33	12	100	16	45	41	1500	0.70	300
SDCL1608C39N □ TDF	39	12	100	17	40	48	1400	0.70	300
SDCL1608C47N □ TDF	47	12	100	17	35	35	1200	0.70	300
SDCL1608C56N □ TDF	56	12	100	17	35	30	1100	0.75	300
SDCL1608C68N □ TDF	68	12	100	17	30	20	900	0.85	300
SDCL1608C82N □ TDF	82	8	100	15	22	-	800	1.00	300
SDCL1608CR10 □ TDF	100	8	100	15	16	-	700	1.20	300
SDCL1608CR12 □ TDF*	120	8	50	15	-	-	600	1.40	200
SDCL1608CR15 □ TDF*	150	8	50	15	-	-	500	1.60	200
SDCL1608CR18 □ TDF*	180	8	50	15	-	-	400	1.90	200
SDCL1608CR22 □ TDF*	220	8	50	15	-	-	350	2.40	200
SDCL1608CR27 □ TDF*	270	8	50	16	-	-	350	2.60	150
SDCL1608CR33 □ TDF*	330	8	50	16	-	-	350	2.80	150
SDCL1608CR39 □ TDF*	390	8	50	16	-	-	300	3.20	150
SDCL1608CR43 □ TDF*	430	8	50	16	-	-	280	3.40	150
SDCL1608CR47 □ TDF*	470	8	50	15	-	-	250	3.60	150
SDCL1608CR56 □ TDF*	560	8	50	15	-	-	250	4.00	100
SDCL1608CR68 □ TDF*	680	8	50	15	-	-	250	4.50	100

※ □ : Please specify the inductance tolerance. For L≤6.2nH, choose B=±0.1nH, C=±0.2nH or S=±0.3nH; For L>6.2nH, choose H=±3%, J=±5% or K=±10%.

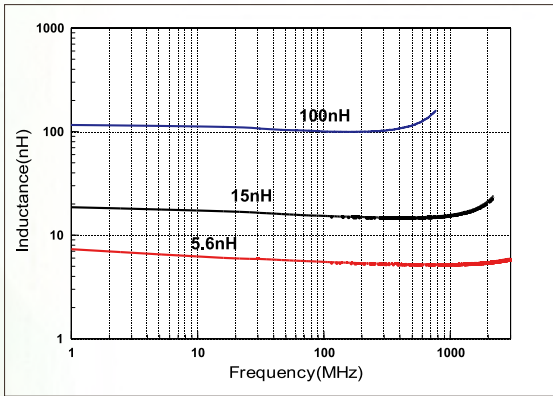
※*: The length: 1.65±0.15mm, for others: 1.60±0.15mm

※: Please refer to "Measurement Notice For RF Inductors".

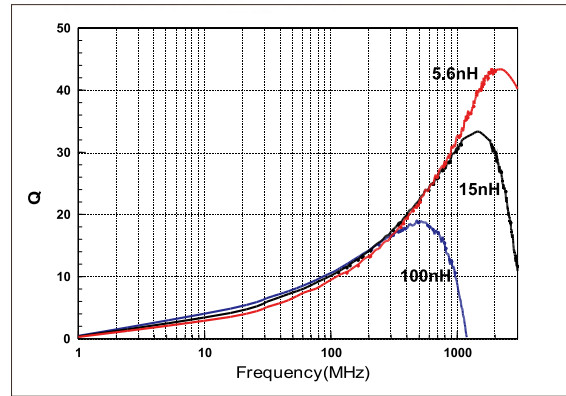
TYPICAL ELECTRICAL CHARACTERISTICS

SDCL1005-D Series

Inductance vs. Frequency Characteristics

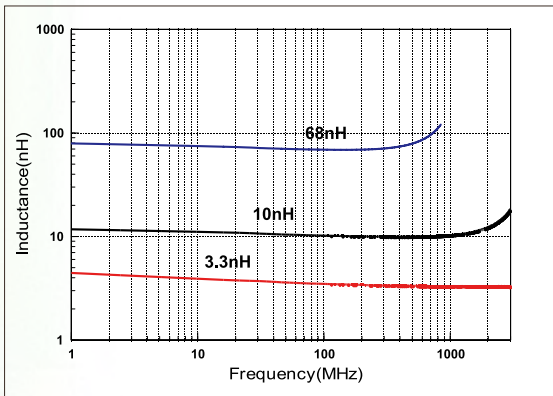


Q vs. Frequency Characteristics



SDCL1608-D Series

Inductance vs. Frequency Characteristics



Q vs. Frequency Characteristics

