



Wireless Charging

Small Rx (Receiving) Coil Units

WR222230-26M8-G

Wireless Charging

Small Rx (Receiving) Coil Units

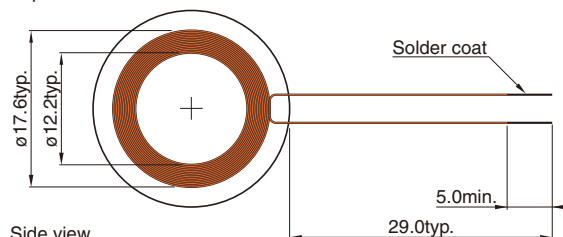
WR22230-26M8-G

FEATURES

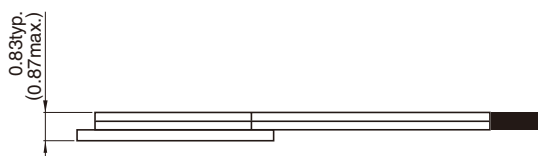
- Receiving coils for wireless charging.
- Flexible sheet type is available.
- These coils are designed for Max 2w output
- Custom design is available based on each design requirements.
- Halogen-free products.

SHAPE & DIMENSIONS

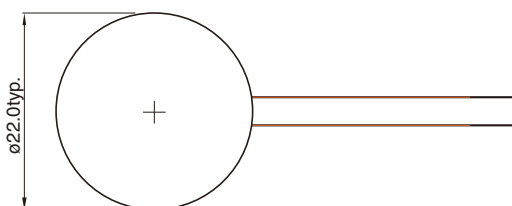
Top view




Side view



Bottom view



Dimensions in mm



ELECTRICAL CHARACTERISTICS

CHARACTERISTICS SPECIFICATION TABLE

LxW Dimensions (mm)	Thickness (mm)max.	Inductance (μH) [100kHz, 1Vrms]	DC resistance (Ω)max. [25°C]	Part No.
φ22.0	0.87	27.0	1.1	WR22230-26M8-G

○ Halogen-free: Indicates that Cl content is less than 900ppm, Br content is less than 900ppm, and that the total Cl and Br content is less than 1500ppm.

• All specifications are subject to change without notice.

■ IC reference info

IC	Manufacturer Part No.	Web
Texas Instruments	bq51003	http://www.ti.com/lit/ug/tidu576a/tidu576a.pdf

■ Contact Windows For More Information

Country	Person in charge	Web
US	Chris Burket	chris.burket@us.tdk.com
EU	Andre Carranque	Carranque@eu.tdk.com
Japan	Takeshi Ishibashi	tishiba@jp.tdk.com
Taiwan	ChienHung Lin	ChienHung_Lin@tw.tdk.com
China	ChienHung Lin	ChienHung_Lin@tw.tdk.com
Korea	Youngsoo m Kim	youngsoo_kim@kr.tdk.com
ASEAN	ChienHung Lin	ChienHung_Lin@tw.tdk.com


REMINDERS

- Do not use or store in locations where there are conditions such as gas corrosion (salt, acid, alkali, etc.).
- Before soldering, be sure to preheat components.
The preheating temperature should be set so that the temperature difference between the solder temperature and product temperature does not exceed 150°C.
- Soldering corrections after mounting should be within the range of the conditions determined in the specifications.
If overheated, a short circuit, performance deterioration, or lifespan shortening may occur.
- Self heating (temperature increase) occurs when the power is turned ON, so the tolerance should be sufficient for the set thermal design.
- Do not use for a purpose outside of the contents regulated in the delivery specifications.
- The products listed on this catalog are intended for use in general electronic equipment (AV equipment, telecommunications equipment, home appliances, amusement equipment, computer equipment, personal equipment, office equipment, measurement equipment, industrial robots) under a normal operation and use condition.
The products are not designed or warranted to meet the requirements of the applications listed below, whose performance and/or quality require a more stringent level of safety or reliability, or whose failure, malfunction or trouble could cause serious damage to society, person or property.
If you intend to use the products in the applications listed below or if you have special requirements exceeding the range or conditions set forth in the each catalog, please contact us.

- (1) Aerospace/Aviation equipment
- (2) Transportation equipment (electric trains, ships, etc.)
- (3) Medical equipment
- (4) Power-generation control equipment
- (5) Atomic energy-related equipment
- (6) Seabed equipment
- (7) Transportation control equipment

- (8) Public information-processing equipment
- (9) Military equipment
- (10) Electric heating apparatus, burning equipment
- (11) Disaster prevention/crime prevention equipment
- (12) Safety equipment
- (13) Other applications that are not considered general-purpose applications