

Discrete Device

Selection Guide 2022



Contents

Split Gate Trench Low-Voltage MOSFET	3-5
Normal Trench Low-Voltage MOSFET	6
Multilayer Epitaxial Super Junction High-Voltage MOSFET	7-8
Planar High-Voltage MOSFET	9
Trench Super Junction High-Voltage MOSFET	10
Insulated-Gate Bipolar Transistor	11
Part Naming Conventions	12-13
Device Packages	14
Restrictions On Product Use	15

Split Gate Trench Low-Voltage MOSFET

Polarity	Part Number	Package	V _{DSS} (V)	I _D (A)	V _{th} (V)	R _{DS(ON)} (mΩ)		Q _g (nC)
						typ	max	typ
P-ch	SVGP03170PCS	WLCSP-22	-28	-10	-1.0~-2.0	18.00	23.00	55
	SVG6930NL5D	PDFN5*6-D	30	22	1.3~2.1	3.50	4.30	15
N-ch			30	22	1.2~1.9	0.60	0.83	95
	SVGP02R58NL5	PDFN5*6	25	363	1.0~2.1	0.43	0.58	160
	SVG030R7NL5A	DFN5*6	30	282	1.3~2.3	0.55	0.70	122
	SVG030R7NL5	PDFN5*6	30	282	1.3~2.3	0.55	0.70	122
	SVG031R1NL5	PDFN5*6	30	229	1.3~2.3	0.80	1.10	40
	SVG031R4NL5	PDFN5*6	30	200	1.3~2.3	1.20	1.40	46
	SVG031R7NL3	PDFN3*3	30	138	1.3~2.3	1.40	1.70	51
	SVG031R7NL5	PDFN5*6	30	138	1.3~2.3	1.40	1.70	51
	SVG032R1NL5	PDFN5*6	30	100	1.3~2.3	1.60	2.10	39
	SVG032R4NL3	PDFN3*3	30	100	1.3~2.3	2.00	2.40	39
	SVG032R4NL5	PDFN5*6	30	100	1.3~2.3	2.00	2.40	39
	SVG032R8NL5	PDFN5*6	30	85	1.3~2.3	2.40	2.80	29
	SVG033R6NL3	PDFN3*3	30	77	1.3~2.3	2.40	3.60	28
	SVG033R6NL5	PDFN5*6	30	77	1.3~2.3	2.40	3.60	28
	SVG034R3NL3	PDFN3*3	30	59	1.3~2.3	3.20	4.30	15
	SVG034R3NL5	PDFN5*6	30	59	1.3~2.3	3.20	4.30	15
	SVG036R3NL3	PDFN3*3	30	20	1.2~2.2	4.90	6.30	24
	SVG036R5NL2	DFN2*2	30	13	1.2~2.2	5.30	6.50	15
	SVG036R8NL5	PDFN5*6	30	24	1.2~2.2	5.60	6.80	13
	SVGP03100NCS	WLCSP-22	30	10	1.0~2.0	7.50	12.00	70
	SVG04R85NL5	PDFN5*6	40	341	1.4~2.4	0.70	0.85	93
	SVG04R95NL5	PDFN5*6	40	301	2.4~3.4	0.80	0.95	95
	SVG041R0NLP	MO-4	40	290	1.4~2.4	0.85	1.00	90
	SVG041R2NL5	PDFN5*6	40	150	1.4~2.4	1.00	1.24	87
	SVG041R3NL5	PDFN5*6	40	155	1.4~2.4	1.10	1.30	79
	SVG041R4NL5	PDFN5*6	40	160	1.4~2.4	1.20	1.40	72
	SVG041R7NL5	PDFN5*6	40	182	1.4~2.4	1.40	1.70	72
	SVG042R1NL5	PDFN5*6	40	161	1.4~2.4	1.60	2.10	62
	SVG042R5NL5	PDFN5*6	40	135	1.4~2.4	2.20	2.50	45
	SVG044R2NL5	PDFN5*6	40	70	1.2~2.0	3.40	4.20	22
	SVGP061R0NL5	PDFN5*6	60	230	1.2~2.0	0.80	1.08	124
	SVGP061R3NL5	PDFN5*6	60	261	1.2~2.0	1.10	1.30	89
	SVG062R4NT	TO-220-3L	60	200	2.5~3.5	2.00	2.40	106
	SVG062R8NL5	PDFN5*6	60	85	2.5~3.5	2.30	2.80	51
	SVG062R9NT	TO-220-3L	60	220	2.5~3.5	2.40	2.90	183
	SVG063R5NL5	PDFN5*6	60	80	2.5~3.5	2.90	3.50	54
	SVGP066R1NL5	PDFN5*6	60	71	1.2~2.2	5.10	6.10	30
	SVG066R5NSA	SOP-8	60	17	1.2~2.2	5.20	6.50	31
	SVG069R5NT	TO-220-3L	60	60	1.0~3.0	8.00	9.50	17
	SVG069R5ND	TO-252-2L	60	60	1.0~3.0	8.00	9.50	17
	SVG069R5NMJ	TO-251J-3L	60	60	1.0~3.0	8.00	9.50	17
	SVG069R5NSA	SOP-8	60	60	1.0~3.0	8.00	9.50	17
	SVGP069R5NSA	SOP-8	60	14	1.4~2.5	8.00	9.50	17
	SVG06100NSA	SOP-8	60	14	1.4~2.5	8.00	10.00	17
	SVG075R5NT	TO-220-3L	70	110	2.0~4.0	4.60	5.50	62
	SVG076R5ND	TO-252-2L	70	100	2.0~4.0	5.40	6.50	50
SVG076R5NKL	TO-262L-3L	70	100	2.0~4.0	5.40	6.50	50	
SVG076R5NS	TO-263-2L	70	100	2.0~4.0	5.40	6.50	50	
SVG076R5NT	TO-220-3L	70	100	2.0~4.0	5.40	6.50	50	
SVGP082R6NL5A	DFN5*6	80	100	2.2~3.8	2.20	2.60	95	
SVG083R4NP7	TO-247-3L	80	120	2.0~4.0	3.00	3.40	94	
SVG083R4NS	TO-263-2L	80	120	2.0~4.0	3.00	3.40	94	
SVG083R4NT	TO-220-3L	80	120	2.0~4.0	3.00	3.40	94	
SVG083R6NL5	PDFN5*6	80	138	2.0~4.0	3.00	3.60	67	
SVG083R6NAL5	PDFN5*6	80	138	2.0~4.0	3.00	3.60	67	

Polarity	Part Number	Package	V _{DSS} (V)	I _D (A)	V _{th} (V)	R _{DS(ON)} (mΩ)		Q _g (nC)
						typ	max	typ
N-ch	SVG086R0ND	TO-252-2L	80	120	2.0~4.0	5.00	6.00	66
	SVG086R0NS	TO-263-2L	80	120	2.0~4.0	5.00	6.00	66
	SVG086R0NL5	PDFN5*6	80	100	2.0~4.0	5.00	6.00	66
	SVG086R0NT	TO-220-3L	80	120	2.0~4.0	5.00	6.00	66
	SVG094R1NKL	TO-262L-3L	90	120	2.0~4.0	3.40	4.10	116
	SVG094R1NS	TO-263-2L	90	120	2.0~4.0	3.40	4.10	116
	SVG094R1NT	TO-220-3L	90	120	2.0~4.0	3.40	4.10	116
	SVG095R0NS	TO-263-2L	90	147	2.0~4.0	4.40	5.00	85
	SVG095R0NT	TO-220-3L	90	147	2.0~4.0	4.40	5.00	85
	SVG095R5NT	TO-220-3L	90	120	2.0~4.0	4.60	5.50	64
	SVG096R5NKL	TO-262L-3L	90	120	2.0~4.0	5.20	6.50	66
	SVG096R5NS	TO-263-2L	90	120	2.0~4.0	5.20	6.50	66
	SVG096R5NT	TO-220-3L	90	120	2.0~4.0	5.20	6.50	66
	SVG103R0NP7	TO-247-3L	100	720	2.2~3.8	2.20	3.00	171
	SVG103R0NS	TO-263-2L	100	720	2.2~3.8	2.20	3.00	171
	SVG103R0NS6	TO-263-6L	100	720	2.2~3.8	2.20	3.00	171
	SVG103R0NKL	TO-262L-3L	100	720	2.2~3.8	2.20	3.00	171
	SVG103R0NT	TO-220-3L	100	720	2.2~3.8	2.20	3.00	171
	SVG104R0NS	TO-263-2L	100	120	2.0~4.0	3.40	4.00	144
	SVG104R0NT	TO-220-3L	100	120	2.0~4.0	3.40	4.00	144
	SVGP104R1NL5	PDFN5*6	100	100	2.3~3.9	3.40	4.00	63
	SVGP104R5NAT	TO-220-3L	100	100	2.0~4.0	3.60	4.50	114
	SVGP104R5NS	TO-263-2L	100	120	2.0~4.0	3.40	4.20	114
	SVGP104R5NT	TO-220-3L	100	120	2.0~4.0	3.60	4.50	114
	SVG104R5NKL	TO-262L-3L	100	120	2.0~4.0	3.60	4.60	114
	SVG104R5NF	TO-220F-3L	100	120	2.0~4.0	3.60	4.60	114
	SVG104R5NS	TO-263-2L	100	120	2.0~4.0	3.60	4.60	114
	SVG104R5NT	TO-220-3L	100	120	2.0~4.0	3.60	4.60	114
	SVG105R0NAL5	PDFN5*6	100	100	1.8~2.4	3.80	5.00	62
	SVG105R0NL5	PDFN5*6	100	100	1.8~2.4	3.80	5.00	62
	SVG105R4NS	TO-263-2L	100	120	2.0~4.0	5.00	5.40	64
	SVG105R4NT	TO-220-3L	100	120	2.0~4.0	5.00	5.40	64
	SVG105R5NT	TO-220-3L	100	120	2.0~4.0	4.60	5.50	80
	SVGP107R0NL5	PDFN5*6	100	90	2.0~3.5	6.30	7.00	48
	SVGP107R5NL5	PDFN5*6	100	60	2.0~4.0	6.00	7.50	40
	SVG108R5NAD	TO-252-2L	100	94	1.4~2.4	7.20	8.50	55
	SVG108R5NAMJ	TO-251J-3L	100	94	1.4~2.4	7.20	8.50	55
	SVG108R5NAMQ	TO-251Q-3L	100	94	1.4~2.4	7.20	8.50	55
	SVG108R5NASA	SOP-8	100	21	1.4~2.4	7.20	8.50	62
	SVG108R5NAM	TO-251D-3L	100	94	1.4~2.4	7.20	8.50	62
	SVG108R5NAT	TO-220-3L	100	94	1.4~2.4	7.20	8.50	62
	SVG109R5ND	TO-252-2L	100	60	1.4~2.4	8.10	9.50	37
	SVG10120NAT	TO-220-3L	100	80	2.5~3.5	10.00	12.00	59
	SVG10120NATD	TO-220D-3L	100	80	2.5~3.5	10.00	12.00	59
	SVG10120ND	TO-252-2L	100	80	1.4~2.4	10.00	12.00	39
SVG10120NAD	TO-252-2L	100	80	2.5~3.5	10.00	12.00	59	
SVG10120NT	TO-220-3L	100	80	1.4~2.4	10.00	12.00	39	
SVG10120NSA	SOP-8	100	16	1.4~2.4	10.00	12.00	46	
SVG10140NSA	SOP-8	100	15	1.2~2.2	11.00	14.00	29	
SVG10140NMQ	TO-251Q-3L	100	60	1.2~2.2	11.00	14.00	30	
SVG10140ND	TO-252-2L	100	60	1.2~2.2	11.00	14.00	30	
SVG10170ND	TO-252-2L	100	60	1.2~2.2	13.00	17.50	24	
SVG10170NT	TO-220-3L	100	60	1.2~2.2	13.00	17.50	24	
SVG10180ND	TO-252-2L	100	45	2.2~3.8	15.50	18.00	22	
SVG10180NT	TO-220-3L	100	45	2.2~3.8	15.50	18.00	22	
SVG10250NSA	SOP-8	100	7	1.2~2.2	18.00	25.00	18	

Polarity	Part Number	Package	V_{DSS} (V)	I_D (A)	V_{th} (V)	$R_{DS(ON)}$ (m Ω)		Q_g (nC)
						typ	max	typ
N-ch	SVG10250ND	TO-252-2L	100	60	1.2~2.2	18.00	25.00	18
	SVG10250NL5	PDFN5*6	100	60	1.2~2.2	18.00	25.00	18
	SVGP157R2NS	TO-263-2L	150	100	2.0~4.0	6.20	7.20	74
	SVGP157R5NT	TO-220-3L	150	100	2.0~4.0	6.20	7.50	74
	SVGP159R3NL5A	DFN5*6	150	87	3.0~4.6	7.90	9.30	40
	SVGP15110NL5	PDFN5*6	150	76	3.0~4.6	9.00	11.00	33
	SVGP15110NL5A	DFN5*6	150	76	3.0~4.6	9.00	11.00	33
	SVGP15140NL5A	DFN5*6	150	100	2.0~4.0	12.50	14.00	36
	SVG15670ND	TO-252-2L	150	23	2.0~4.0	52.00	67.00	9
	SVG15670NL5	PDFN5*6	150	25	2.0~5.0	52.00	67.00	9
	SVG15670NSA	SOP-8	150	4	2.0~4.0	52.00	67.00	9
	SVGP20110NS	TO-263-2L	200	88	2.0~4.0	9.60	10.70	64
	SVGP20110NT	TO-220-3L	200	88	2.0~4.0	9.60	10.70	64
	SVGP20500NL5	PDFN5*6	200	24	2.0~4.0	42.00	50.00	20
	SVGP20500NS	TO-263-2L	200	24	2.0~4.0	42.00	50.00	20

Normal Trench Low-Voltage MOSFET

Polarity	Part Number	Package	V _{DSS} (V)	I _D (A)	V _{th} (V)	R _{DS(ON)} (mΩ)		Q _g (nC)
						typ	max	typ
N+P-ch	SVT4607SA	SOP-8	30	7	1.0~2.5	18.00	23.00	7
			-30	-6.5	-1.5~-2.5	18.00	23.00	7
	SVT3025D4	TO-252-4L	30	23	1.0~2.5	18.00	23.00	13
			-30	-17	-1.0~-2.5	18.00	23.00	13
P-ch	SVT03380PSA	SOP-8	-30	-6.5	-1.5~-2.5	30.00	38.00	15
	SVT10500PD	TO-252-2L	-100	-30	-1.5~-2.5	35.00	50.00	80
N-ch	SVT033R5NL5	PDFN5*6	30	180	1.0~3.0	2.80	3.50	114
	SVT033R5NT	TO-220-3L	30	180	1.0~3.0	2.80	3.50	114
	SVT034R0NL5	PDFN5*6	30	90	1.2~2.2	3.00	4.00	23
	SVT034R1NL5	PDFN5*6	30	90	1.2~2.2	3.00	4.00	32
	SVT034R6ND	TO-252-2L	30	120	1.2~2.2	3.50	4.60	32
	SVT035R5NMJ	TO-251J-3L	30	100	1.0~2.5	4.00	5.50	47
	SVT035R5NT	TO-220-3L	30	100	1.0~2.5	4.00	5.50	47
	SVTP035R5NL3	PDFN3*3	30	53	1.0~2.5	4.00	5.50	44
	SVT035R5ND	TO-252-2L	30	100	1.0~2.5	4.00	5.50	47
	SVT035R5NSA	SOP-8	30	21	1.0~2.5	4.00	5.50	44
	SVT036R0NL3	PDFN3*3	30	58	1.0~2.5	5.20	6.00	23
	SVT03100NL3	PDFN3*3	30	45	1.0~3.0	8.50	10.00	26
	SVT03120NL2	DFN2*2	30	12	1.0~1.8	9.50	12.00	11
	SVT041R7NT	TO-220-3L	40	195	2.0~4.0	1.40	1.70	175
	SVT042R3NT	TO-220-3L	40	220	2.2~3.9	2.00	2.30	111
	SVT042R5NL5	PDFN5*6	40	240	2.2~3.8	1.80	2.40	108
	SVT042R5NT	TO-220-3L	40	240	2.2~3.8	1.80	2.40	108
	SVT043R0NL5	PDFN5*6	40	180	2.0~3.5	2.60	3.00	112
	SVT044R5NL5	PDFN5*6	40	178	2.0~3.5	3.00	3.60	111
	SVT044R5NT	TO-220-3L	40	178	2.0~3.5	3.50	4.50	111
	SVT1040SA	SOP-8	40	10	1.0~2.5	15.00	21.00	24
	SVT09N04SA	SOP-8	40	9	1.0~2.5	15.50	22.00	12
	SVT04230NR	SOT-89-3L	40	7	1.0~2.2	19.00	23.00	19
	SVT068R5ND	TO-252-2L	60	80	2.0~4.0	7.00	8.50	89
	SVT068R5NS	TO-263-2L	60	80	2.0~4.0	7.00	8.50	89
	SVT068R5NT	TO-220-3L	60	80	2.0~4.0	7.00	8.50	89
	SVT078R0NS	TO-263-2L	68	88	2.0~4.0	6.00	8.00	75
	SVT078R0NT	TO-220-3L	68	88	2.0~4.0	6.00	8.00	75
	SVT078R0ND	TO-252-2L	68	88	2.0~4.0	6.00	8.50	75
	SVT10111ND	TO-252-2L	100	14	1.0~3.0	85.00	105.00	27
	SVT20240NT	TO-220-3L	200	72	3.0~5.0	19.70	24.00	83
	SVT20240NS	TO-263-2L	200	72	3.0~5.0	19.70	24.00	83
SVT20240NP7	TO-247-3L	200	72	3.0~5.0	19.70	24.00	83	

Multilayer Epitaxial Super Junction High-Voltage MOSFET

Polarity	Part Number	Package	V_{DSS} (V)	I_D (A)	V_{th} (V)	$R_{DS(ON)}$ (m Ω)		Q_g (nC)
						typ	max	typ
N-ch	SVS7N60DD2	TO-252-2L	600	7	2.0~4.0	0.48	0.58	16
	SVS7N60FJD2	TO-220FJ-3L	600	7	2.0~4.0	0.48	0.58	16
	SVSP7N60DD2	TO-252-2L	600	7	2.0~4.0	0.48	0.58	16
	SVSP7N60FJDD2	TO-220FJD-3L	600	7	2.0~4.0	0.48	0.58	16
	SVS11N60DD2	TO-252-2L	600	11	2.0~4.0	0.30	0.36	22
	SVS11N60FD2	TO-220F-3L	600	11	2.0~4.0	0.30	0.36	22
	SVS11N60FE2	TO-220F-3L	600	11	2.0~4.0	0.30	0.36	22
	SVS11N60FD2	TO-220F-2L	600	11	2.0~4.0	0.30	0.36	22
	SVS11N60FJD2	TO-220FJ-3L	600	11	2.0~4.0	0.30	0.36	22
	SVS11N60KD2	TO-262-3L	600	11	2.0~4.0	0.30	0.36	22
	SVS11N60SD2	TO-263-2L	600	11	2.0~4.0	0.30	0.36	22
	SVS11N60TD2	TO-220-3L	600	11	2.0~4.0	0.30	0.36	22
	SVSP11N60DD2	TO-252-2L	600	11	2.0~4.0	0.30	0.36	22
	SVSP11N60FJD2	TO-220FJ-3L	600	11	2.0~4.0	0.30	0.36	22
	SVSP11N60FJDD2	TO-220FJD-3L	600	11	2.0~4.0	0.30	0.36	22
	SVSP11N60TD2	TO-220-3L	600	11	2.0~4.0	0.30	0.36	22
	SVS14N60FJD2	TO-220FJ-3L	600	14	2.0~4.0	0.25	0.28	28
	SVS14N60TD2	TO-220-3L	600	14	2.0~4.0	0.25	0.28	28
	SVSP14N60FJDD2	TO-220FJD-3L	600	14	2.0~4.0	0.25	0.28	26
	SVS20N60FJD2	TO-220FJ-3L	600	20	2.0~4.0	0.16	0.19	39
	SVS20N60KD2	TO-262-3L	600	20	2.0~4.0	0.16	0.19	39
	SVS20N60P7D2	TO-247-3L	600	20	2.0~4.0	0.16	0.19	39
	SVS20N60PND2	TO-3P-3L	600	20	2.0~4.0	0.16	0.19	39
	SVS20N60SD2	TO-263-2L	600	20	2.0~4.0	0.16	0.19	39
	SVS20N60TD2	TO-220-3L	600	20	2.0~4.0	0.16	0.19	39
	SVSP20N60FJDD2	TO-220FJD-3L	600	20	2.0~4.0	0.16	0.19	39
	SVSP20N60KD2	TO-262-3L	600	20	2.0~4.0	0.16	0.19	39
	SVSP20N60TD2	TO-220-3L	600	20	2.0~4.0	0.16	0.19	39
	SVSP20NF60P7D2	TO-247-3L	600	20	2.0~4.0	0.16	0.19	39
	SVS24N60FJHD2	TO-220FJH-3L	600	24	2.0~4.0	0.14	0.16	49
	SVS24N60PND2	TO-3P-3L	600	24	2.0~4.0	0.14	0.16	49
	SVSP24N60FJDD2	TO-220FJD-3L	600	24	2.0~4.0	0.14	0.16	49
	SVSP24NF60FJDD2	TO-220FJD-3L	600	24	2.0~4.0	0.15	0.18	61
	SVS5N65DD2	TO-252D-3L	650	5	2.0~4.0	0.78	0.96	12
	SVS5N65FD2	TO-220F-3L	650	5	2.0~4.0	0.78	0.96	12
	SVS5N65FJD2	TO-220FJD-3L	650	5	2.0~4.0	0.78	0.96	12
	SVS7N65DD2	TO-252-2L	650	7	2.0~4.0	0.55	0.64	16

Polarity	Part Number	Package	V _{DSS} (V)	I _D (A)	V _{th} (V)	R _{DS(ON)} (mΩ)		Q _g (nC)
						typ	max	typ
N-ch	SVS7N65FD2	TO-220F-3L	650	7	2.0~4.0	0.55	0.64	16
	SVS7N65FJD2	TO-220FJ-3L	650	7	2.0~4.0	0.55	0.64	16
	SVS7N65MJD2	TO-251J-3L	650	7	2.0~4.0	0.55	0.64	16
	SVSP7N65DD2	TO-252-2L	650	7	2.0~4.0	0.55	0.64	16
	SVSP7N65FJDD2	TO-220FJD-3L	650	7	2.0~4.0	0.55	0.64	16
	SVS11N65DD2	TO-252-2L	650	11	2.0~4.0	0.33	0.40	23
	SVS11N65FD2	TO-220F-3L	650	11	2.0~4.0	0.33	0.40	23
	SVS11N65FJD2	TO-220FJ-3L	650	11	2.0~4.0	0.33	0.40	23
	SVS11N65FJDD2	TO-220FJD-3L	650	11	2.0~4.0	0.33	0.40	23
	SVS11N65FJHD2	TO-220FJH-3L	650	11	2.0~4.0	0.33	0.40	23
	SVS11N65FJHE2	TO-220FJH-3L	650	11	2.0~4.0	0.33	0.40	16
	SVSP11N65DD2	TO-252-2L	650	11	2.0~4.0	0.33	0.40	23
	SVSP11N65FJDD2	TO-220FJD-3L	650	11	2.0~4.0	0.33	0.40	23
	SVSP11N65FJHD2	TO-220FJH-3L	650	11	2.0~4.0	0.33	0.40	23
	SVS14N65FD2	TO-220F-3L	650	14	2.0~4.0	0.26	0.31	24
	SVS14N65FJD2	TO-220FJ-3L	650	14	2.0~4.0	0.26	0.31	24
	SVS14N65TD2	TO-220-3L	650	14	2.0~4.0	0.26	0.31	24
	SVSP14N65FJDD2	TO-220FJD-3L	650	14	2.0~4.0	0.26	0.31	24
	SVSP14N65FJHE2	TO-220FJH-3L	650	14	2.0~4.0	0.26	0.31	19
	SVS70R360FE3	TO-220F-3L	700	13	2.5~4.5	0.31	0.36	27
	SVS70R360FJHE3	TO-220FJH-3L	700	13	2.5~4.5	0.31	0.36	27
	SVS70R420SE3	TO-263-2L	700	11	2.5~4.5	0.37	0.42	23
	SVS70R420DE3	TO-252-2L	700	11	2.5~4.5	0.37	0.42	23
	SVS70R420FJHE3	TO-220FJH-3L	700	11	2.5~4.5	0.37	0.42	23
	SVS70R420MJE3	TO-251J-3L	700	11	2.5~4.5	0.37	0.42	23
	SVS70R420FE3	TO-220F-3L	700	11	2.5~4.5	0.37	0.42	23
	SVS70R600DE3	TO-252-2L	700	7	2.5~4.5	0.50	0.60	17
	SVS70R600FE3	TO-220F-3L	700	7	2.5~4.5	0.50	0.60	17
	SVS70R600MJE3	TO-251J-3L	700	7	2.5~4.5	0.50	0.60	17
	SVS70R900DE3	TO-252-2L	700	5	2.5~4.5	0.80	0.90	13
	SVS70R900MJE3	TO-251J-3L	700	5	2.5~4.5	0.80	0.90	13
	SVS80R280FE3	TO-220F-3L	800	17	2.5~4.5	0.24	0.28	43
	SVS80R430DE3	TO-252-2L	800	12	2.5~4.5	0.37	0.43	29
	SVS80R430FE3	TO-220F-3L	800	12	2.5~4.5	0.37	0.43	29
	SVS80R430FJHE3	TO-220FJH-3L	800	12	2.5~4.5	0.37	0.43	29
	SVSP80R800TE3	TO-220-3L	800	7	2.5~4.5	0.65	0.80	18
SVS80R800DE3	TO-252-2L	800	7	2.5~4.5	0.65	0.80	18	
SVS80R900DE3	TO-252-2L	800	6	2.5~4.5	0.76	0.90	16	
SVS80R900FE3	TO-220F-3L	800	6	2.5~4.5	0.76	0.90	16	

Planar High-Voltage MOSFET

Polarity	Part Number	Package	V_{DSS} (V)	I_D (A)	V_{th} (V)	$R_{DS(ON)}$ (m Ω)		Q_g (nC)
						typ	max	typ
N-ch	SVF2N70D	TO-252-2L	700	2	2.0~4.0	5.00	6.50	6
	SVF2N70MJ	TO-251J-3L	700	2	2.0~4.0	5.00	6.50	6
	SVF4N70D	TO-252-2L	700	4	2.0~4.0	2.50	3.00	10
	SVF4N70F	TO-220F-3L	700	4	2.0~4.0	2.50	3.00	10
	SVF4N70MJ	TO-251J-3L	700	4	2.0~4.0	2.50	3.00	13
	SVF6N70CMQ	TO-251Q-3L	700	6	2.0~4.0	1.35	1.70	22
	SVF6N70D	TO-252-2L	700	6	2.0~4.0	1.35	1.70	21
	SVF6N70F	TO-220F-3L	700	6	2.0~4.0	1.35	1.70	22
	SVFP7N70D	TO-252-2L	700	7	2.0~4.0	1.20	1.35	24
	SVFP7N70MJ	TO-251J-3L	700	7	2.0~4.0	1.20	1.35	24
	SVF8N70F	TO-220F-3L	700	8	2.0~4.0	0.95	1.20	26
	SVF8N70FJH	TO-220FJH-3L	700	8	2.0~4.0	0.95	1.20	26
	SVF10N70F	TO-220F-3L	700	10	2.0~4.0	0.95	1.20	28
	SVF3N80D	TO-252-2L	800	3	2.0~4.0	3.80	4.80	9
	SVF3N80F	TO-220F-3L	800	3	2.0~4.0	3.80	4.80	9
	SVF3N80MJ	TO-251J-3L	800	3	2.0~4.0	3.80	4.80	9
	SVF4N80K	TO-262-3L	800	4	2.0~4.0	3.30	3.80	12
	SVF4N80F	TO-220F-3L	800	4	2.0~4.0	3.30	3.80	12
	SVF4N80MJ	TO-251J-3L	800	4	2.0~4.0	3.30	3.80	12
	SVF6N80AD	TO-252-2L	800	6	2.0~4.0	1.90	2.20	23
	SVF6N80MJ	TO-251J-3L	800	6	2.0~4.0	2.00	2.70	15
	SVF7N80F	TO-220F-3L	800	7	2.0~4.0	1.40	1.60	23
	SVF7N80KL	TO-262L-3L	800	7	2.0~4.0	1.40	1.60	23
	SVF8N80F	TO-220F-3L	800	8	2.0~4.0	1.42	1.60	25
	SVF8N80T	TO-220-3L	800	8	2.0~4.0	1.42	1.60	25
	SVF10N80F	TO-220F-3L	800	10	2.0~4.0	0.92	1.15	33
	SVF4N90D	TO-252-2L	900	4	2.0~4.0	2.70	3.50	17
	SVF4N90F	TO-220F-3L	900	4	2.0~4.0	2.70	3.50	17
	SVF6N90CK	TO-262-3L	900	6	2.0~4.0	1.90	2.30	27
	SVF3878AP7	TO-247-3L	900	9	2.0~3.0	1.00	1.28	68
	SVF4N150P7	TO-247-3L	1500	4	3.0~5.0	5.00	6.50	40
	SVF4N150F	TO-220F-3L	1500	4	3.0~5.0	5.00	6.50	40

Trench Super Junction High-Voltage MOSFET

Polarity	Part Number	Package	V_{DSS} (V)	I_D (A)	V_{th} (V)	$R_{DS(ON)}$ (m Ω)		Q_g (nC)
						typ	max	typ
N-ch	STSP60R160L8AHS2	DFN8*8	600	64	3.5~4.5	0.140	0.160	38
	STS65R190L8AS2	DFN8*8	650	80	2.5~4.5	0.155	0.190	33
	STS65R190FS2	TO-220F-3L	650	80	2.5~4.5	0.155	0.190	33
	STS65R280DS2	TO-252-2L	650	56	2.5~4.5	0.240	0.280	23
	STS65R360DS2	TO-252-2L	650	48	2.5~4.5	0.300	0.360	19
	STS65R360FS2	TO-220F-3L	650	48	2.5~4.5	0.300	0.360	19
	STS65R580DS2	TO-252-2L	650	8	2.0~4.0	0.520	0.580	12
	STS65R580FS2	TO-220F-3L	650	8	2.0~4.0	0.520	0.580	12
	STS65R580SS2	TO-263-2L	650	8	2.0~4.0	0.520	0.580	12
	STS65R580MJS2	TO-251J-3L	650	8	2.0~4.0	0.520	0.580	12
	STS65R900FS2	TO-220F-3L	650	5	2.5~4.5	0.750	0.900	10
	STS65R900DS2	TO-252-2L	650	5	2.5~4.5	0.750	0.900	10
	STS65R1K2DS2	TO-252-2L	650	16	2.5~4.5	0.950	1.200	8

Insulated-Gate Bipolar Transistor

Part Number	Package	BV _{CE} (V)	I _C (A)	V _{CE(sat)} (V)	V _{FM} (V)	T _{rr} (ns)
				typ	typ	max
SGTP5T60SD1D	TO-252-2L	600	5	1.55	1.80	40
SGTP5T60SD1F	TO-220F-3L	600	5	1.55	1.80	40
SGTP5T60SD1S	TO-263-2L	600	5	1.55	1.80	40
SGT10T60SD1F	TO-220F-3L	600	10	1.65	2.40	20
SGT10T60SD1S	TO-263-2L	600	10	1.65	2.40	20
SGT10T60SD2T	TO-220-3L	600	10	1.65	2.20	22
SGT10T60SDM1D	TO-252-2L	600	10	1.45	2.20	22
SGT15T60SD1F	TO-220F-3L	600	15	1.65	2.20	22
SGT15T60SD1FD	TO-220FD-3L	600	15	1.65	2.20	22
SGT15T60SD1S	TO-263-2L	600	15	1.65	2.20	22
SGT20T60SD1FD	TO-220FD-3L	600	20	1.70	2.40	22
SGT20T60SD1P7	TO-247-3L	600	20	1.65	2.40	22
SGT20T60SD1S	TO-263-2L	600	20	1.70	2.40	22
SGT20T60SDM1P7	TO-247-3L	600	20	1.70	2.20	65
SGT30T60SD1FD	TO-220FD-3L	600	30	1.70	2.20	40
SGT30T60SD3PU	TO-247N-3L	600	30	1.65	2.20	28
SGT30T60SDM1P7	TO-247-3L	600	30	1.70	2.20	40
SGT50T65SDM1P7	TO-247-3L	650	50	2.00	2.40	33
SGT50T65FD1PT	TO-3PN-3L	650	50	2.00	2.40	33
SGT50T65FD1PN	TO-3P-3L	650	50	2.00	2.40	33
SGT50T65FD1P7	TO-247-3L	650	50	2.00	2.40	33
SGT51T65FD1P7	TO-247-3L	650	51	2.00	2.40	33
SGT75T65SDM1P7	TO-247-3L	650	75	1.65	2.30	41
SGT40T120SDB4P7	TO-247-3L	1200	40	1.80	2.20	200
SGT50T120FD3PL	TO-264-3L	1200	50	2.30	3.10	88
SGT20T135QR1P7	TO-247-3L	1350	20	1.80	2.30	360
SGT10U60SDM1D	TO-252-2L	600	10	1.45	2.20	22
SGT15U65SD1FD	TO-220FD-3L	650	15	1.65	2.40	22
SGT15U65SD1F	TO-220F-3L	650	15	1.65	2.40	22
SGT60U65FD1PN	TO-3P-3L	650	60	2.00	2.40	36
SGT60U65FD1P7	TO-247-3L	650	60	2.00	2.40	36
SGT25U120FD1P7	TO-247-3L	1200	25	2.20	2.85	100
SGT40U120FD1P7	TO-247-3L	1200	40	2.20	3.10	46
SGTP40V65FDR1P7	TO-247-3L	650	40	1.65	1.45	73
SGTP40V65SDB1P7	TO-247-3L	650	40	1.35	1.45	62
SGTP50V65FDB1P7	TO-247-3L	650	50	1.65	1.35	81
SGTP50V65SDB1P7	TO-247-3L	650	50	1.35	1.45	70
SGTP50V65UF1P7	TO-247-3L	650	50	1.66	/	/
SGTP75V65SDB1P7	TO-247-3L	650	75	1.42	1.50	179
SGTP75V65SDS1P7	TO-247-3L	650	75	1.42	2.00	68
SGTP75V65FDB1P7	TO-247-3L	650	75	1.65	1.50	85
SGTP40V120FDB2P7	TO-247-3L	1200	40	1.90	3.50	79
SGTP75V120FDB2PW	TO-247P-3L	1200	75	1.90	3.80	63

Part Naming Conventions

Split Gate Trench(Normal Trench) Low-Voltage MOSFET

SVX₁ X₂ XX₃ XRX₄ N XX₅

X₁: G-Split Gate Trench Low-Voltage MOSFET

T-Normal Trench Low-Voltage MOSFET

X₂: Blank-Consumer; P-Industrial; Q-Automotive

XX₃: Nominal Voltage, using 2 digits. Example: 04 denotes 40V

XRX₄: Resistance. R75 denotes 0.75 mΩ; 7R5 denotes 7.5 mΩ

N: Channel polarity: N denotes N channel; P denotes P channel

XX₅: Package Information. Example: T: TO-220-3L; SA: SOP-8

Planar High-Voltage MOSFET

SVF X₁ X₂ N E XX₃ X₄ X₅

SVF: Planar High-Voltage MOSFET

X₁: Blank-Consumer; P-Industrial; Q-Automotive

X₂: Nominal Current, using 1 or 2 digits. Example: 4 denotes 4A

N: Channel polarity: N denotes N channel; P denotes P channel

E: Special features indication, may be omitted.

XX₃: Nominal Voltage, using 2 digits. Example: 60 denotes 600V

X₄: Version

X₅: Package information. Example: T:TO-220-3L; SA: SOP-8

Multilayer Epitaxial Super Junction High-Voltage MOSFET

SVS X₁ X₂ N E XX₃ X₄ X₅ XX₆

SVS: Multi-Epi Super Junction High-Voltage MOSFET

X₁: Blank-Consumer; P-Industrial; Q-Automotive

X₂: Nominal Current, using 1 or 2 digits. Example: 4 denotes 4A

N: Channel polarity: N denotes N channel; P denotes P channel

E: Special features indication. Example: E denotes embedded ESD structure

XX₃: Nominal Voltage, using 2 digits. Example: 60 denotes 600V

X₄: Specification mark, distinguish different versions of products

X₅: Package information. Example: T:TO-220-3L; SA: SOP-8

XX₆: Process breakdown logo, Blank-the first generation;

D2-the second generation process

Trench Super Junction High-Voltage MOSFET

STS X₁ XX₂ R XXX₃ X₄ X₅ H X₃

STS: Trench Super Junction High-Voltage MOSFET

X₁: Blank-Consumer; P-Industrial; Q-Automotive

XX₂: Nominal Voltage, using 2 digits. Example: 60 denotes 600V

R: Resistor

XXX₃: Resistance, using 3 digits and the units is mΩ, Example: 028 denotes 28 mΩ

X₄: Specification mark, distinguish different versions of products

X₅: Package information. Example: T: TO-220-3L; SA: SOP-8

H: Fast recovery diode

X₃: Process breakdown logo, D3-the third generation process

Insulated-Gate Bipolar Transistor

SGT X₁ XX₂ T XX₃ X₄ X₅ X₆ 1 XX₇

SGT: Insulated-Gate Bipolar Transistor

X₁: Blank-Consumer; P-Industrial; Q-Automotive

XX₂: Nominal Current. Example :4 denotes 4A

T: T-Field Stop 3/4; U- Field Stop 4+; V- Field Stop 5; W- Field Stop 6

XX₃: Nominal Voltage, using 2 digits. Example: 60 denotes 600V

X₄: L: Ultra low switching, recommended frequency ~2kHz

Q: Low switching, recommended frequency 2~20kHz

S: Standard switching, recommended frequency 5~40kHz

F: Fast switching, recommended frequency 10~60kHz

UF: Ultra-fast switching, recommended frequency 40kHz

X₅: D-Packaged with fast recovery diode; R-RC IGBT





























X₆: Blank-Standard diode; M-Standard Diode, full range; R-Rapid Diode;

B-Rapid Diode, full range; S-Soft Diode, full range

1: Version

XX₇: Package information. Example: T: TO-220-3L; SA: SOP-8

Device Packages

<p>TO-264-3L 20.0×46.0×5.0</p> 	<p>TO-3PF 15.5×43.5×5.5</p> 	<p>TO-3P 15.5×40.25×4.8</p> 	<p>TO-3PN 15.6×40.0×4.8</p> 	<p>TO-247-2L 15.8×40.9×5.0</p> 
<p>TO-247-3L 15.8×40.9×5.0</p> 	<p>TO-247S-3L 15.6×34.6×5.0</p> 	<p>TO-247P-3L 15.8×40.95×5.0</p> 	<p>TO-247-4L 15.9×41.0×5.0</p> 	<p>TO-220-2L 9.9×28.78×4.5</p> 
<p>TO-220-3L 9.9×28.78×4.5</p> 	<p>TO-220F-2L 10.16×28.85×4.7</p> 	<p>TO-220F-3L 10.16×28.85×4.7</p> 	<p>TO-262-3L 10.16×23.55×4.5</p> 	<p>TO-251J-3L 6.6×16.5×2.3</p> 
<p>TO-263-6L 10.0×15.0×4.4</p> 	<p>TO-263-2L 10.1×15.2×4.5</p> 	<p>TOLL 9.8×11.7×2.3</p> 	<p>DFN8*8 8.0×8.0×0.85</p> 	<p>TO-251D-3L 6.6×10.7×2.3</p> 
<p>TO-252-2L 6.6×10.1×2.3</p> 	<p>PDFN5*6 5.1×6.1×1</p> 	<p>MO-4 5.1×6.05×1.03</p> 	<p>DFN5*6 5.0×6.0×0.9</p> 	<p>SOP8 4.9×6.0×1.55</p> 
<p>PDFN3*3 3.3×3.3×0.8</p> 	<p>DFN2*2 2.0×2.0×0.75</p> 	<p>WLCSP-22 2.0×2.0×0.55</p> 		

RESTRICTIONS ON PRODUCT USE

- SILAN reserves the right to make changes to the information herein for the improvement of the design and performance without further notice! Customers should obtain the latest relevant information before placing orders and should verify that such information is complete and current.
- Do not disassemble, analyze, reverse-engineer, alter, modify, translate or copy Product, whether in whole or in part.
- Product shall not be used for or incorporated into any products or systems whose manufacture, use, or sale is prohibited under any applicable laws or regulations.
- The information contained herein is presented only as guidance for Product use. No responsibility is assumed by SILAN for any infringement of patents or any other intellectual property rights of third parties that may result from the use of Product. No license to any intellectual property right is granted by this document, whether express or implied, by estoppel or otherwise.
- Though SILAN works continually to improve Product's quality and reliability, Product can malfunction or fail. All semiconductor products malfunction or fail with some probability under special conditions. When using SILAN products in system design or complete machine manufacturing, it is the responsibility of the buyer to comply with the safety standards strictly and take essential measures to avoid situations in which a malfunction or failure of such SILAN products could result in loss of life, injury or damage to property.
- SILAN will supply the best possible product for customers.