

RS SERIES ■ LONG LIFE 85°C TYPE

KEY FEATURES

- **ALUMINUM ELECTROLYTIC CAPACITOR** ■ Screw terminal type
- Endurance: 85°C ■ 2000 hours, Useful life: 85°C ■ 12000 hours
- Wide capacitance range
- All-welded construction ensures highest reliability
- Bottom cooling possible due to the thermal construction



SPECIFICATIONS

Items		Performance Characteristics	
Operating Temperature Range		-40 ~ +85°C	
Rated Voltage Range	V_R	10 ~ 100V DC	
Surge Voltage	V_S	$V_S = 1.15 \cdot V_R$	
Capacitance Range	C_R	1800 ~ 1000000µF	
Cap. Tolerance	ΔC	±20% (120Hz ■ 20°C)	
Leakage Current (20°C ■ V_R applied)	I_{LEAK}	$\leq 0.018 \cdot (C_R \cdot V_R)^{0.85} + 4$ (µA) or 5mA (whichever is smaller) ■ After 5 minutes [I_{LEAK} (µA) ; C_R (µF) ; V_R (V)]	
Dissipation Factor % (20°C ■ 120Hz)	$\tan\delta$	Not to exceed the values shown in standard ratings	
Low Temperature Characteristics at 120Hz	Z ratio max.	V_R (V DC)	10 ~ 100
		Z-25°C/Z+20°C	3
		Z-40°C/Z+20°C	12
Lifetime Test			
Useful Life 85°C (V_R & I_R applied)	Test	12 000 hours	
	$\Delta C/C_R$	$\leq \pm 45\%$ of initial measured value	
	$\tan\delta$	$\leq 300\%$ of initial specified value	
	I_{Leak}	\leq the initial specified value	
			Deviation Rate at Useful Life: 100 FIT = 0.01%/1000h with 60% confidence level ■ parts show higher drift as test criteria
Endurance 85°C (V_R & I_R applied)	Test	2 000 hours	
	$\Delta C/C_R$	$\leq \pm 20\%$ of initial measured value	
	$\tan\delta$	$\leq 200\%$ of initial specified value	
	I_{Leak}	\leq the initial specified value	
Shelf Life 85°C ($V_R = 0$)	Test	1 000 hours	
	$\Delta C/C_R$	$\leq \pm 20\%$ of initial measured value	
	$\tan\delta$	$\leq 200\%$ of initial specified value	
	I_{Leak}	\leq the initial specified value	
			Before measurement: Restore capacitor to 20°C, apply V_R for 30 min according JIS-C-5101-4
Vibration Resistance Test		Max. 10g force, f_{RANGE} 10Hz ... 55Hz, amplitude 0.75mm; X/Y/Z-axis each 2h; capacitor rigidly clamped by body to surface ■ IEC 60068-2-6	

★ Remark: For **Halogen Free** products see chapter **SLEEVE AND PRINTING** selection.

STANDARD RATINGS

□□□ see terminal code at dimensions table

V _R (V)	C _R (μF)	∅ D (mm)	L (mm)	tanδ % (+20°C) (120Hz)	Typ. ESR +20°C • 120Hz (mΩ)	Max. ESR +20°C • 120Hz (mΩ)	I _r - Max. Ripple Current +85°C • 120Hz (mA rms)	CapXon Part Number
10	33000	35	50	75	15	28	4500	RS333M010P500□□□
	39000	35	50	75	13	24	4750	RS393M010P500□□□
	47000	35	65	75	11	21	5400	RS473M010P650□□□
	56000	35	65	75	10	18	6000	RS563M010P650□□□
	68000	35	80	75	9	15	7600	RS683M010P800□□□
	82000	35	80	75	8	12	7700	RS823M010P800□□□
	100000	35	100	75	7	10	9300	RS104M010PA00□□□
	120000	35	120	75	6	10	9500	RS124M010PA20□□□
	150000	51	80	100	5	9	10100	RS154M010R800□□□
	180000	51	80	100	5	9	10800	RS184M010R800□□□
	220000	51	100	100	5	9	13000	RS224M010RA00□□□
	270000	51	120	100	4	8	14000	RS274M010RA20□□□
	330000	63.5	96	120	4	7	15600	RS334M010S960□□□
	390000	63.5	100	120	4	7	16200	RS394M010SA00□□□
	470000	63.5	120	120	3	6	18100	RS474M010SA20□□□
	560000	76.2	100	150	3	6	18400	RS564M010TA00□□□
	680000	76.2	120	150	3	6	19000	RS684M010TA20□□□
820000	76.2	155	150	3	6	24000	RS824M010TA55□□□	
16	22000	35	50	60	14	25	5000	RS223M016P500□□□
	27000	35	50	60	12	22	6300	RS273M016P500□□□
	33000	35	60	60	11	19	8500	RS333M016P600□□□
	33000	35	80	60	11	19	9500	RS333M016P800□□□
	47000	35	100	60	8	15	10000	RS473M016PA00□□□
	47000	35	80	60	8	15	9000	RS473M016P800□□□
	56000	35	80	60	7	13	9800	RS563M016P800□□□
	68000	35	100	60	7	13	10500	RS683M016PA00□□□
	68000	35	105	60	7	13	10800	RS683M016PA05□□□
	68000	51	80	70	7	13	12000	RS683M016R800□□□
	82000	35	100	60	6	11	12000	RS823M016PA00□□□
	100000	35	120	60	5	10	12500	RS104M016PA20□□□
	100000	51	100	70	5	10	14000	RS104M016RA00□□□
	100000	51	80	70	5	10	13000	RS104M016R800□□□
	120000	35	120	60	5	10	14200	RS124M016PA20□□□
	120000	51	80	70	5	10	14800	RS124M016R800□□□
	150000	51	100	70	5	9	16000	RS154M016RA00□□□
	150000	51	140	70	5	9	17200	RS154M016RA40□□□
	150000	51	80	70	5	9	15000	RS154M016R800□□□
	220000	51	120	70	4	8	14500	RS224M016RA20□□□
	220000	51	140	70	4	8	15600	RS224M016RA40□□□
	220000	63.5	105	80	4	8	17000	RS224M016SA05□□□
	220000	63.5	120	80	4	8	18000	RS224M016SA20□□□
	270000	63.5	100	80	4	7	18500	RS274M016SA00□□□
	270000	63.5	96	80	4	7	18200	RS274M016S960□□□
	330000	63.5	105	80	4	7	19000	RS334M016SA05□□□

STANDARD RATINGS

□□□ see terminal code at dimensions table

V _R (V)	C _R (μF)	∅ D (mm)	L (mm)	tanδ % (+20°C) (120Hz)	Typ. ESR +20°C • 120Hz (mΩ)	Max. ESR +20°C • 120Hz (mΩ)	I _r • Max. Ripple Current +85°C • 120Hz (mA rms)	CapXon Part Number
16	330000	63.5	120	80	4	7	20100	RS334M016SA20□□□
	330000	63.5	140	80	4	7	21500	RS334M016SA40□□□
	330000	76.2	120	120	4	7	22000	RS334M016TA20□□□
	390000	63.5	130	80	3	6	22500	RS394M016SA30□□□
	390000	76.2	100	120	3	6	22800	RS394M016TA00□□□
	390000	76.2	120	120	3	6	24700	RS394M016TA20□□□
	470000	76.2	115	120	3	6	25000	RS474M016TA15□□□
	470000	76.2	120	120	3	6	25500	RS474M016TA20□□□
	470000	76.2	140	120	3	6	27300	RS474M016TA40□□□
	560000	76.2	130	120	3	6	27600	RS564M016TA30□□□
	560000	76.2	140	120	3	6	28500	RS564M016TA40□□□
	680000	76.2	145	120	3	6	28700	RS684M016TA45□□□
	680000	76.2	160	120	3	6	30100	RS684M016TA60□□□
	820000	76.2	220	120	3	5	31000	RS824M016TB20□□□
	1000000	89	160	140	3	5	32000	RS105M016XA60□□□
	1000000	89	200	140	3	5	35300	RS105M016XB00□□□
25	15000	35	50	40	18	35	4000	RS153M025P500□□□
	18000	35	50	40	16	29	4500	RS183M025P500□□□
	22000	35	60	40	13	24	5500	RS223M025P600□□□
	27000	35	65	40	12	20	6900	RS273M025P650□□□
	33000	35	80	40	10	19	8200	RS333M025P800□□□
	39000	35	80	40	9	17	9000	RS393M025P800□□□
	47000	35	100	40	8	15	9500	RS473M025PA00□□□
	47000	35	105	40	8	15	9700	RS473M025PA05□□□
	47000	35	120	40	8	15	10300	RS473M025PA20□□□
	56000	35	100	40	7	13	10500	RS563M025PA00□□□
	56000	35	120	40	7	13	11400	RS563M025PA20□□□
	68000	35	120	40	6	11	12000	RS683M025PA20□□□
	68000	51	80	50	6	11	12300	RS683M025R800□□□
	82000	35	120	40	7	12	12500	RS823M025PA20□□□
	82000	51	80	50	7	12	12800	RS823M025R800□□□
	100000	51	100	50	5	10	13400	RS104M025RA00□□□
	100000	51	105	50	5	10	13700	RS104M025RA05□□□
	120000	51	115	50	5	9	14000	RS124M025RA15□□□
	120000	51	120	50	5	9	14300	RS124M025RA20□□□
	150000	51	120	50	4	8	15000	RS154M025RA20□□□
	150000	51	140	50	4	8	16100	RS154M025RA40□□□
	150000	63.5	105	70	4	8	16200	RS154M025SA05□□□
	180000	63.5	120	70	4	7	16800	RS184M025SA20□□□
	220000	63.5	105	70	4	7	17000	RS224M025SA05□□□
	220000	63.5	120	70	4	7	18000	RS224M025SA20□□□
	270000	63.5	130	70	3	6	18800	RS274M025SA30□□□
	270000	76.2	100	80	3	6	19300	RS274M025TA00□□□
	330000	76.2	120	80	3	6	21000	RS334M025TA20□□□

STANDARD RATINGS

□□□ see terminal code at dimensions table

V _R (V)	C _R (μF)	∅ D (mm)	L (mm)	tanδ % (+20°C) (120Hz)	Typ. ESR +20°C • 120Hz (mΩ)	Max. ESR +20°C • 120Hz (mΩ)	I _r • Max. Ripple Current +85°C • 120Hz (mA rms)	CapXon Part Number
25	330000	76.2	140	80	3	6	22500	RS334M025TA40□□□
	390000	76.2	115	80	3	6	22800	RS394M025TA15□□□
	390000	76.2	140	80	3	6	24800	RS394M025TA40□□□
	470000	76.2	150	80	3	6	25300	RS474M025TA50□□□
	560000	89	130	130	3	6	26000	RS564M025XA30□□□
	560000	89	140	130	3	6	26800	RS564M025XA40□□□
	680000	89	160	130	3	6	27500	RS684M025XA60□□□
	820000	89	190	130	3	6	30000	RS824M025XA90□□□
1000000	89	220	130	3	6	33000	RS105M025XB20□□□	
35	10000	35	50	30	19	40	4000	RS103M035P500□□□
	12000	35	50	30	17	33	4300	RS123M035P500□□□
	15000	35	50	30	14	27	4500	RS153M035P500□□□
	15000	35	80	30	14	27	5500	RS153M035P800□□□
	18000	35	80	30	12	22	6000	RS183M035P800□□□
	22000	35	100	30	10	18	7000	RS223M035PA00□□□
	22000	35	80	30	10	18	6300	RS223M035P800□□□
	27000	35	100	30	9	17	8000	RS273M035PA00□□□
	27000	35	80	30	9	17	7200	RS273M035P800□□□
	33000	35	100	30	8	15	9300	RS333M035PA00□□□
	33000	35	80	30	8	15	8400	RS333M035P800□□□
	39000	35	100	30	7	13	10000	RS393M035PA00□□□
	39000	35	120	30	7	13	10900	RS393M035PA20□□□
	47000	35	120	30	6	11	11500	RS473M035PA20□□□
	47000	51	96	50	6	11	12800	RS473M035R960□□□
	56000	51	96	50	6	10	13300	RS563M035R960□□□
	68000	51	100	50	5	10	15400	RS683M035RA00□□□
	68000	51	80	50	5	10	14000	RS683M035R800□□□
	82000	51	100	50	5	9	16000	RS823M035RA00□□□
	82000	63.5	96	60	5	9	17700	RS823M035S960□□□
	100000	51	120	50	4	8	18500	RS104M035RA20□□□
	100000	63.5	100	60	4	8	19300	RS104M035SA00□□□
	100000	63.5	115	60	4	8	20500	RS104M035SA15□□□
	120000	51	120	50	4	7	21000	RS124M035RA20□□□
	120000	63.5	120	60	4	7	23000	RS124M035SA20□□□
	150000	63.5	100	60	3	6	23700	RS154M035SA00□□□
	150000	63.5	120	60	3	6	25700	RS154M035SA20□□□
	180000	63.5	120	60	3	6	26200	RS184M035SA20□□□
	180000	76.2	115	70	3	6	27000	RS184M035TA15□□□
	220000	76.2	100	70	3	6	27600	RS224M035TA00□□□
	220000	76.2	140	70	3	6	31900	RS224M035TA40□□□
	220000	76.2	145	70	3	6	32400	RS224M035TA45□□□
270000	76.2	120	70	3	5	32700	RS274M035TA20□□□	
330000	76.2	140	70	3	5	33100	RS334M035TA40□□□	
330000	76.2	160	70	3	5	35100	RS334M035TA60□□□	

STANDARD RATINGS

□□□ see terminal code at dimensions table

V_R (V)	C_R (μ F)	ϕ D (mm)	L (mm)	$\tan\delta$ % (+20°C) (120Hz)	Typ. ESR +20°C • 120Hz (m Ω)	Max. ESR +20°C • 120Hz (m Ω)	I_R - Max. Ripple Current +85°C • 120Hz (mA rms)	CapXon Part Number
35	330000	89	130	90	3	5	35500	RS334M035XA30□□□
	390000	89	155	90	3	5	36000	RS394M035XA55□□□
	470000	89	140	90	3	5	37000	RS474M035XA40□□□
	470000	89	170	90	3	5	40300	RS474M035XA70□□□
	680000	89	220	90	3	5	43000	RS684M035XB20□□□
40	10000	35	55	30	19	37	6300	RS103M040P550□□□
	15000	35	80	30	14	27	9000	RS153M040P800□□□
	22000	35	80	30	10	18	11000	RS223M040P800□□□
	33000	35	105	30	8	15	12000	RS333M040PA05□□□
	47000	51	80	50	6	11	14200	RS473M040R800□□□
	68000	51	105	50	5	10	15500	RS683M040RA05□□□
	100000	63.5	105	60	4	8	17000	RS104M040SA05□□□
	150000	76.2	105	70	3	6	19000	RS154M040TA05□□□
50	220000	76.2	140	70	3	6	21000	RS224M040TA40□□□
	6800	35	50	25	22	42	3700	RS682M050P500□□□
	10000	35	50	25	16	30	6400	RS103M050P500□□□
	10000	35	60	25	16	30	6600	RS103M050P600□□□
	12000	35	65	25	13	25	6900	RS123M050P650□□□
	12000	35	80	25	13	25	7200	RS123M050P800□□□
	15000	35	80	25	11	21	8700	RS153M050P800□□□
	18000	35	100	25	10	18	8800	RS183M050PA00□□□
	18000	35	80	25	10	18	8500	RS183M050P800□□□
	22000	35	100	25	8	15	10000	RS223M050PA00□□□
	22000	35	120	25	8	15	10500	RS223M050PA20□□□
	27000	35	120	25	7	13	10000	RS273M050PA20□□□
	33000	51	100	30	6	11	11000	RS333M050RA00□□□
	33000	51	80	30	6	11	11800	RS333M050R800□□□
	39000	51	100	30	6	10	12500	RS393M050RA00□□□
	39000	51	80	30	6	10	12000	RS393M050R800□□□
	47000	51	100	30	5	10	12800	RS473M050RA00□□□
	47000	51	115	30	5	10	13000	RS473M050RA15□□□
	56000	51	100	30	4	8	13000	RS563M050RA00□□□
	56000	63.5	96	50	4	8	13500	RS563M050S960□□□
	68000	51	120	30	3	8	13000	RS683M050RA20□□□
	68000	51	140	30	3	8	13500	RS683M050RA40□□□
	68000	63.5	96	50	3	8	13500	RS683M050S960□□□
	82000	63.5	100	50	3	7	14000	RS823M050SA00□□□
	82000	63.5	115	50	3	7	14000	RS823M050SA15□□□
	100000	63.5	120	50	3	7	14500	RS104M050SA20□□□
	100000	63.5	140	50	3	7	15500	RS104M050SA40□□□
	100000	76.2	100	60	3	7	14000	RS104M050TA00□□□
	100000	76.2	115	60	3	7	15000	RS104M050TA15□□□
	120000	63.5	120	50	3	7	16000	RS124M050SA20□□□
	120000	63.5	145	50	3	7	17000	RS124M050SA45□□□

STANDARD RATINGS

□□□ see terminal code at dimensions table

V _R (V)	C _R (μF)	∅ D (mm)	L (mm)	tanδ % (+20°C) (120Hz)	Typ. ESR +20°C • 120Hz (mΩ)	Max. ESR +20°C • 120Hz (mΩ)	I _r - Max. Ripple Current +85°C • 120Hz (mA rms)	CapXon Part Number
50	120000	76.2	115	60	3	7	17000	RS124M050TA15□□□
	150000	76.2	120	60	3	6	18200	RS154M050TA20□□□
	150000	76.2	130	60	3	6	18800	RS154M050TA30□□□
	150000	76.2	140	60	3	6	19000	RS154M050TA40□□□
	180000	76.2	140	60	3	6	20000	RS184M050TA40□□□
	180000	76.2	145	60	3	6	21000	RS184M050TA45□□□
	180000	76.2	155	60	3	6	22000	RS184M050TA55□□□
	220000	76.2	160	60	3	6	21500	RS224M050TA60□□□
	220000	89	130	80	3	6	21500	RS224M050XA30□□□
	270000	89	140	80	3	5	24700	RS274M050XA40□□□
	270000	89	155	80	3	5	25500	RS274M050XA55□□□
	330000	89	160	80	3	5	26000	RS334M050XA60□□□
63	3900	35	50	20	42	68	2600	RS392M063P500□□□
	4700	35	50	20	30	56	4700	RS472M063P500□□□
	4700	35	55	20	30	56	4800	RS472M063P550□□□
	5600	35	50	20	24	47	5000	RS562M063P500□□□
	5600	35	55	20	24	47	5300	RS562M063P550□□□
	6800	35	50	20	22	39	5200	RS682M063P500□□□
	6800	35	55	20	22	39	5900	RS682M063P550□□□
	6800	35	65	20	22	39	6200	RS682M063P650□□□
	8200	35	65	20	18	32	6500	RS822M063P650□□□
	8200	35	80	20	18	32	6800	RS822M063P800□□□
	10000	35	60	20	16	27	6900	RS103M063P600□□□
	10000	35	80	20	16	27	7500	RS103M063P800□□□
	12000	35	100	20	14	22	8800	RS123M063PA00□□□
	12000	35	80	20	14	22	8000	RS123M063P800□□□
	15000	35	105	20	11	21	10000	RS153M063PA05□□□
	18000	35	100	20	10	19	10000	RS183M063PA00□□□
	18000	35	120	20	10	19	10500	RS183M063PA20□□□
	22000	51	80	25	8	15	11000	RS223M063R800□□□
	27000	51	80	25	7	13	11500	RS273M063R800□□□
	27000	51	96	25	7	13	12000	RS273M063R960□□□
	33000	51	100	25	6	11	13500	RS333M063RA00□□□
	33000	51	105	25	6	11	14000	RS333M063RA05□□□
	39000	51	100	25	6	10	14000	RS393M063RA00□□□
	39000	51	115	25	6	10	14500	RS393M063RA15□□□
	39000	51	120	25	6	10	15000	RS393M063RA20□□□
	47000	51	120	25	5	10	16500	RS473M063RA20□□□
	47000	51	130	25	5	10	17000	RS473M063RA30□□□
	47000	63.5	100	30	5	10	17000	RS473M063SA00□□□
	47000	63.5	105	30	5	10	19000	RS473M063SA05□□□
	56000	63.5	100	30	4	8	17000	RS563M063SA00□□□
	56000	63.5	115	30	4	8	18500	RS563M063SA15□□□
	68000	63.5	120	30	3	7	19000	RS683M063SA20□□□

STANDARD RATINGS

□□□ see terminal code at dimensions table

V _R (V)	C _R (μF)	∅ D (mm)	L (mm)	tanδ % (+20°C) (120Hz)	Typ. ESR +20°C • 120Hz (mΩ)	Max. ESR +20°C • 120Hz (mΩ)	I _r - Max. Ripple Current +85°C • 120Hz (mA rms)	CapXon Part Number
63	68000	63.5	145	30	3	7	20500	RS683M063SA45□□□
	68000	76.2	105	40	3	7	20200	RS683M063TA05□□□
	82000	63.5	130	30	3	7	20500	RS823M063SA30□□□
	82000	63.5	145	30	3	7	21000	RS823M063SA45□□□
	100000	76.2	115	40	3	7	22000	RS104M063TA15□□□
	100000	76.2	120	40	3	7	23000	RS104M063TA20□□□
	100000	76.2	130	40	3	7	24000	RS104M063TA30□□□
	100000	76.2	140	40	3	7	25000	RS104M063TA40□□□
	120000	76.2	130	40	3	7	26000	RS124M063TA30□□□
	120000	76.2	140	40	3	7	27000	RS124M063TA40□□□
	120000	76.2	145	40	3	7	27500	RS124M063TA45□□□
	150000	76.2	155	40	3	7	28500	RS154M063TA55□□□
	150000	76.2	220	40	3	7	31000	RS154M063TB20□□□
	150000	89	140	60	3	7	28500	RS154M063XA40□□□
	180000	89	130	60	3	6	29000	RS184M063XA30□□□
	220000	89	155	60	3	6	31000	RS224M063XA55□□□
	220000	89	160	60	3	6	31500	RS224M063XA60□□□
	270000	76.2	220	40	3	5	32000	RS274M063TB20□□□
330000	89	220	60	3	5	34000	RS334M063XB20□□□	
80	3300	35	50	20	50	80	2500	RS332M080P500□□□
	3900	35	50	20	36	68	2800	RS392M080P500□□□
	4700	35	60	20	25	46	5000	RS472M080P600□□□
	5600	35	65	20	22	40	5500	RS562M080P650□□□
	5600	35	80	20	22	40	6000	RS562M080P800□□□
	6800	35	60	20	19	35	6300	RS682M080P600□□□
	6800	35	80	20	19	35	6500	RS682M080P800□□□
	8200	35	80	20	17	32	7200	RS822M080P800□□□
	10000	35	100	20	13	23	8500	RS103M080PA00□□□
	10000	35	80	20	13	23	8000	RS103M080P800□□□
	12000	35	100	20	11	20	9200	RS123M080PA00□□□
	12000	35	120	20	11	20	9500	RS123M080PA20□□□
	15000	35	120	20	9	17	10500	RS153M080PA20□□□
	15000	51	80	20	9	17	10500	RS153M080R800□□□
	18000	35	120	20	8	15	11000	RS183M080PA20□□□
	18000	51	80	20	8	15	11000	RS183M080R800□□□
	22000	51	100	20	7	12	12000	RS223M080RA00□□□
	22000	51	96	20	7	12	11800	RS223M080R960□□□
	27000	51	96	20	7	11	13000	RS273M080R960□□□
	27000	63.5	100	25	7	11	15000	RS273M080SA00□□□
	33000	51	115	20	6	11	14800	RS333M080RA15□□□
	33000	51	120	20	6	11	15200	RS333M080RA20□□□
33000	63.5	100	25	6	11	15200	RS333M080SA00□□□	
39000	51	130	20	6	11	16000	RS393M080RA30□□□	
39000	63.5	120	25	6	11	16500	RS393M080SA20□□□	

STANDARD RATINGS

□□□ see terminal code at dimensions table

V_R (V)	C_R (μ F)	ϕD (mm)	L (mm)	$\tan\delta$ % (+20°C) (120Hz)	Typ. ESR +20°C • 120Hz (m Ω)	Max. ESR +20°C • 120Hz (m Ω)	I_R - Max. Ripple Current +85°C • 120Hz (mA rms)	CapXon Part Number
80	47000	63.5	115	25	6	10	20000	RS473M080SA15□□□
	47000	63.5	120	25	6	10	20500	RS473M080SA20□□□
	47000	63.5	145	25	6	10	21000	RS473M080SA45□□□
	56000	63.5	130	25	5	10	22000	RS563M080SA30□□□
	56000	63.5	145	25	5	10	23000	RS563M080SA45□□□
	68000	76.2	115	30	5	10	22000	RS683M080TA15□□□
	68000	76.2	120	30	5	10	23000	RS683M080TA20□□□
	68000	76.2	145	30	5	10	24000	RS683M080TA45□□□
	82000	76.2	130	30	5	9	24000	RS823M080TA30□□□
	82000	76.2	140	30	5	9	24500	RS823M080TA40□□□
	82000	76.2	145	30	5	9	25000	RS823M080TA45□□□
	100000	76.2	155	30	4	8	25500	RS104M080TA55□□□
	100000	76.2	160	30	4	8	26000	RS104M080TA60□□□
	100000	89	140	50	4	8	26000	RS104M080XA40□□□
	120000	89	130	50	4	7	23000	RS124M080XA30□□□
	150000	89	155	50	4	7	29000	RS154M080XA55□□□
	150000	89	160	50	4	7	30000	RS154M080XA60□□□
220000	89	230	50	3	6	33000	RS224M080XB30□□□	
100	1800	35	50	15	50	90	3500	RS182M100P500□□□
	2200	35	50	15	40	75	4300	RS222M100P500□□□
	2700	35	50	15	35	65	4500	RS272M100P500□□□
	3300	35	65	15	28	53	4800	RS332M100P650□□□
	3300	35	80	15	28	53	5300	RS332M100P800□□□
	3900	35	80	15	24	42	5600	RS392M100P800□□□
	4700	35	80	15	20	36	6700	RS472M100P800□□□
	5600	35	100	15	18	29	7200	RS562M100PA00□□□
	6800	35	100	15	15	24	7500	RS682M100PA00□□□
	6800	35	105	15	15	24	8700	RS682M100PA05□□□
	6800	35	80	15	15	24	8000	RS682M100P800□□□
	8200	35	120	15	12	20	9500	RS822M100PA20□□□
	8200	51	80	20	12	20	9500	RS822M100R800□□□
	10000	35	120	15	12	18	10000	RS103M100PA20□□□
	10000	51	80	20	9	18	10000	RS103M100R800□□□
	12000	51	80	20	9	16	10500	RS123M100R800□□□
	15000	51	100	20	8	15	12400	RS153M100RA00□□□
	15000	51	105	20	8	15	13000	RS153M100RA05□□□
	15000	51	80	20	8	15	11000	RS153M100R800□□□
	15000	51	96	20	8	15	11500	RS153M100R960□□□
	18000	51	100	20	7	14	12600	RS183M100RA00□□□
	18000	51	115	20	7	14	14000	RS183M100RA15□□□
	18000	51	120	20	7	14	14500	RS183M100RA20□□□
	18000	63.5	100	25	7	14	15000	RS183M100SA00□□□
	22000	51	100	20	6	11	13300	RS223M100RA00□□□
	22000	51	120	20	6	11	15500	RS223M100RA20□□□

STANDARD RATINGS

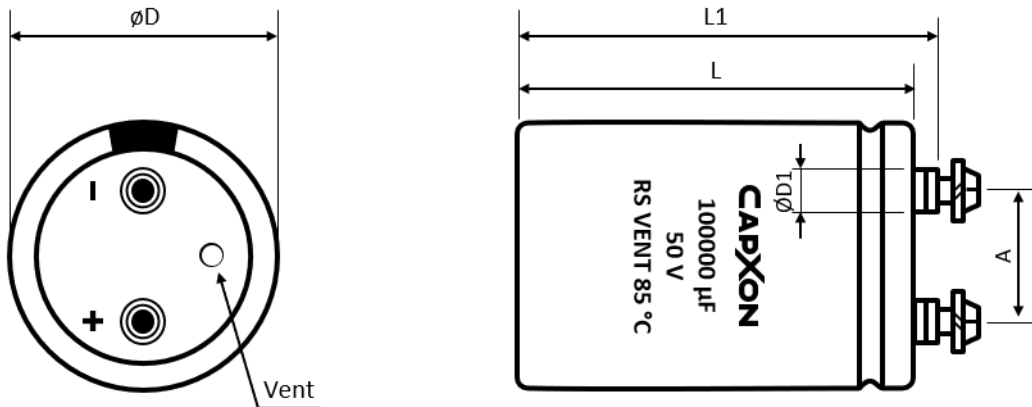
□□□ see terminal code at dimensions table

V_R (V)	C_R (μ F)	ϕD (mm)	L (mm)	$\tan\delta$ % (+20°C) (120Hz)	Typ. ESR +20°C • 120Hz (m Ω)	Max. ESR +20°C • 120Hz (m Ω)	I_R - Max. Ripple Current +85°C • 120Hz (mA rms)	CapXon Part Number
100	22000	51	130	20	6	11	16000	RS223M100RA30□□□
	22000	63.5	100	25	6	11	16500	RS223M100SA00□□□
	22000	63.5	105	25	6	11	17000	RS223M100SA05□□□
	27000	63.5	115	25	6	10	18000	RS273M100SA15□□□
	27000	63.5	120	25	6	10	18500	RS273M100SA20□□□
	33000	51	140	20	5	9	18500	RS333M100RA40□□□
	33000	63.5	130	25	5	9	18800	RS333M100SA30□□□
	33000	63.5	145	25	5	9	19000	RS333M100SA45□□□
	33000	76.2	100	30	5	9	18800	RS333M100TA00□□□
	33000	76.2	105	30	5	9	19000	RS333M100TA05□□□
	39000	76.2	115	30	5	9	20200	RS393M100TA15□□□
	39000	76.2	120	30	5	9	20500	RS393M100TA20□□□
	39000	76.2	145	30	5	9	21000	RS393M100TA45□□□
	47000	63.5	140	25	5	9	22000	RS473M100SA40□□□
	47000	76.2	130	30	5	9	24000	RS473M100TA30□□□
	47000	76.2	140	30	5	9	25000	RS473M100TA40□□□
	47000	76.2	145	30	5	9	25200	RS473M100TA45□□□
	56000	76.2	155	30	4	8	26000	RS563M100TA55□□□
	68000	76.2	140	30	4	8	26400	RS683M100TA40□□□
	68000	89	130	30	4	8	26500	RS683M100XA30□□□
	68000	89	140	30	4	8	26700	RS683M100XA40□□□
	82000	89	155	30	4	7	27000	RS823M100XA55□□□
	100000	89	160	30	4	7	27200	RS104M100XA60□□□
	100000	89	170	30	4	7	27500	RS104M100XA70□□□
150000	89	230	30	3	6	31000	RS154M100XB30□□□	

MULTIPLIER K_f for RIPPLE CURRENT vs. FREQUENCY

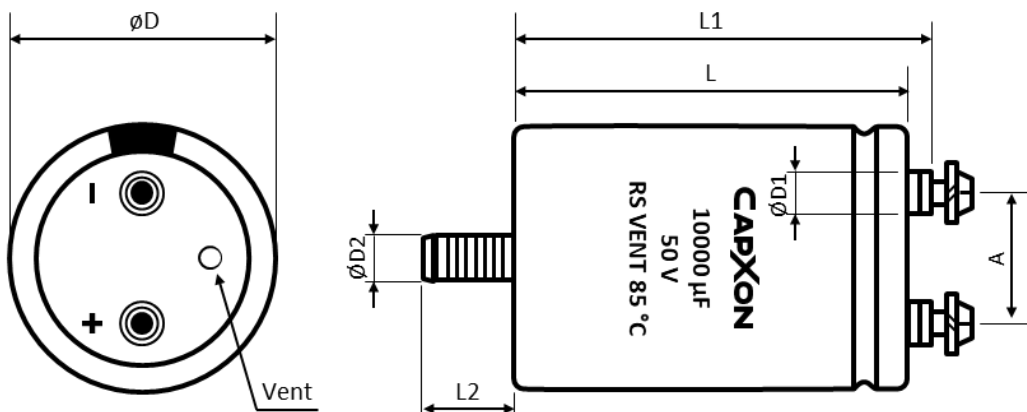
V_R (V)	ϕD (mm)	Frequency (Hz)				
		50/60	100/120	1k	10k	$\geq 50k$
10 ~ 50	35 ~ 89	0.95	1	1.05	1.09	1.12
63 ~ 80	35	0.9	1	1.1	1.18	1.22
	50 ~ 89	0.95	1	1.05	1.09	1.12
100	35	0.8	1	1.22	1.3	1.33
	50	0.9	1	1.1	1.18	1.22
	63.5 ~ 89	0.95	1	1.05	1.09	1.12

DIMENSIONS - Ring clamp mounting - All dimensions in mm



Terminal	Dimensions (mm) with insulating sleeve					Min. Full Thread (mm)	Max. Torque (Nm)	Terminal code
	$D \pm 2$	$L \pm 3$	$L1 \pm 3$	$D1$ max.	$A \pm 0.5$			
M5	35	50 ~ 120	56.5 ~ 126.5	8.3	12.7	8	2	A50
M5	51	50 ~ 140	56.5 ~ 146.5	10.3	22	8	2	A50
M5	63.5	80 ~ 140	86.5 ~ 146.5	10.3	28.6	8	2	A50
M5	63.5	80 ~ 140	86.5 ~ 146.5	13	28.6	8	2	A53
M5	76.2	100 ~ 240	106.5 ~ 246.5	10.3	31.8	12	2.5	A50
M5	76.2	100 ~ 240	106.5 ~ 246.5	17.5	31.8	12	2.5	A57
M6	76.2	100 ~ 240	106.5 ~ 246.5	17.5	31.8	12	2.5	A67
M6	89	100 ~ 240	106.5 ~ 246.5	17.5	31.8	12	2.5	A67

DIMENSIONS - Threaded stud mounting - All dimensions in mm



DIMENSIONS • Threaded stud mounting • All dimensions in mm

Terminal	Dimensions (mm) with insulating sleeve							Min. Full Thread (mm)	Max. Torque (Nm)	Terminal code
	D ± 2	L ± 3	L1 ± 3	L2 ± 1	D1 max.	D2	A ± 0.5			
M5	35	50 ~ 120	56.5 ~ 126.5	12	8.3	M8	12.7	8	2	E50
M5	51	50 ~ 140	56.5 ~ 146.5	16	10.3	M12	22	8	2	E50
M5	63.5	80 ~ 140	86.5 ~ 146.5	16	10.3	M12	28.6	8	2	E50
M5	63.5	80 ~ 140	86.5 ~ 146.5	16	13	M12	28.6	8	2	E53
M5	76.2	100 ~ 240	106.5 ~ 246.5	16	10.3	M12	31.8	12	2.5	E50
M5	76.2	100 ~ 240	106.5 ~ 246.5	16	17.5	M12	31.8	12	2.5	E57
M6	76.2	100 ~ 240	106.5 ~ 246.5	16	17.5	M12	31.8	12	2.5	E67
M6	89	100 ~ 240	106.5 ~ 246.5	16	17.5	M12	31.8	12	2.5	E67

SLEEVE AND PRINTING SELECTION TABLE

Diameter ØD (mm)	Sleeve Material	Sleeve Printing	CapXon Standard	Halogen Free	Product Code Suffix	Product Code Example
35	PET	Ink	Yes	Yes	-	RS563M016P800E50
> 35	PVC	Thermo	Yes	No	-	RS334M025TA20E50
> 35	PET	Thermo	No	No	(*) Note	RS334M025TA20E50*
> 35	PET	Ink	No	Yes	(**) Note	RS334M025TA20E50**

Note: (*) and (**) consult CapXon for further details.

ACCESSORIES

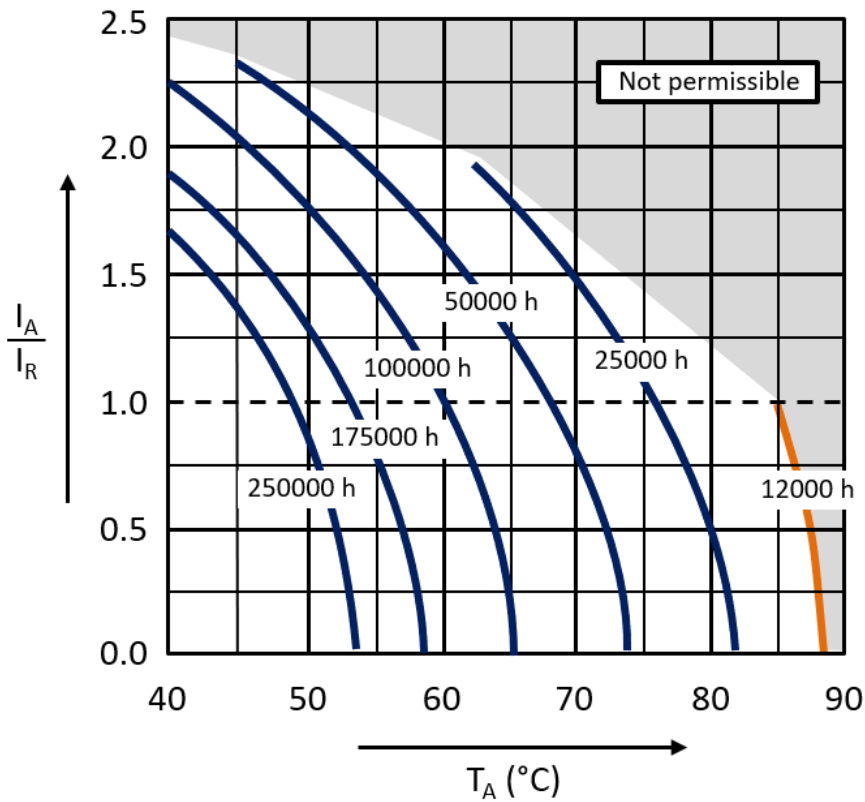
- The capacitors are supplied with suitable screws, serrated washers and plain washers. Accessories are not fastened to the capacitor.
- Suitable ring clamps and further assembly material see packaging information “Accessories”.

PRECAUTIONS, GUIDELINES AND PACKAGING INFORMATION

Unless otherwise agreed in individual specifications, all products are subject to our “General Precautions and Guidelines” as well as our “Packaging Information”. Please refer to the following links in the table.

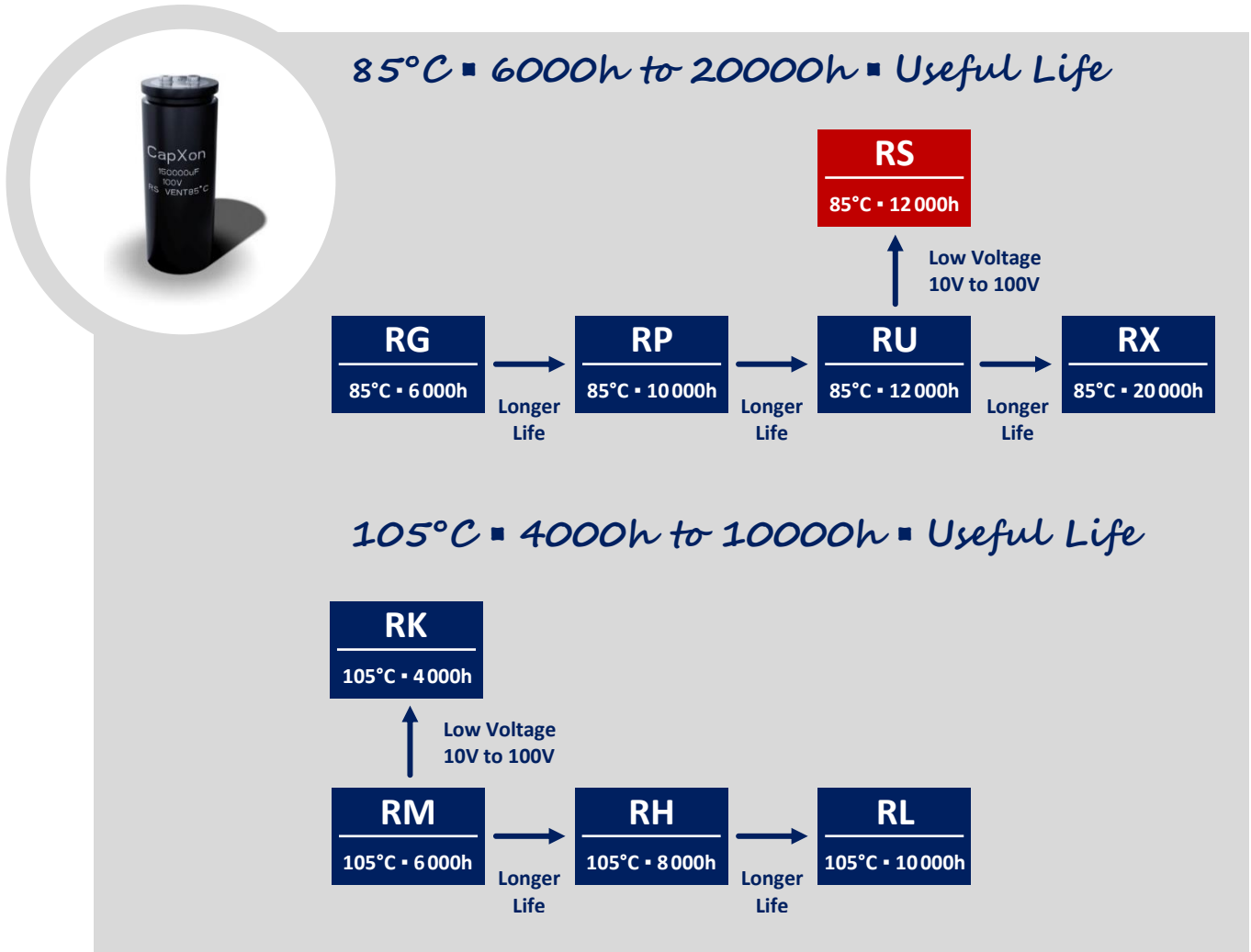
General Precautions & Guidelines	Packaging Information	3D Models	Reliability Tests

USEFUL LIFE



With: I_A : Actual application current
 I_R : Maximum permissible rated ripple current (A RMS)
 T_A : Ambient temperature of the capacitor

GROUP CHART



DISCLAIMER

All product related data (e.g. specification, statements and general information) are subject to change without any notice. It is necessary that the customer observes all product related technical / application information and handling instructions.

CapXon products are designed and manufactured according to severe quality and safety standards. Under no circumstance, CapXon warrants that any CapXon product is suitable for the purposes intended for your application, even CapXon knows the application. It is customer's duty and obligation to check and make sure that CapXon products are suitable for the purposes intended and select the correct and proper CapXon product. Customers are requested to perform a sufficient validation and reliability evaluation to assure needed safety level and reliability performance by suitable designs and to apply proper safeguards (e.g. redundancies, protective circuits).

Particular operating conditions (ambient temperature, ripple current, voltage, thermal resistance, etc.) as well as storage, production or assembly may affect the performance and the lifetime of the capacitor. Please consult CapXon for lifetime estimation, failure mode considerations or worst-case scenarios according to the product technology, product tolerances / deviations or change of the characteristics of the capacitor due to shipment, storage, handling, production and usage.

For aerospace or military application, life-saving, life-sustaining, safety critical applications or any application where failure may cause severe personal injury or death, please consult us before design-in the capacitor in your application.

Except for the written expressed warranties, CapXon does not impliedly, by assumption or whatever else, warrant, undertake, promise any other warranty or guaranty for any CapXon product.

For further information, please visit our website www.capxongroup.com or contact CapXon directly.