

C21
CL21 series

金属化聚酯膜电容器(浸渍型) Metallized polyester film capacitor(dipped)

外形图 Outline Drawing

	Forming Lead Shapes			
	I	II	III	IV
	$P \geq F$		$P < F$	
	$0\text{mm} \leq P-F \leq 3\text{mm}$	$3\text{mm} < P-F \leq 8\text{mm}$	$3\text{mm} < F-P \leq 5\text{mm}$	$0\text{mm} < F-P \leq 3\text{mm}$
	$F \pm 0.8\text{mm}; A \leq 5.0\text{mm}; B = 4.5 \pm 0.5\text{mm}$			

特点

- 金属化聚酯膜, 无感卷绕结构
- 容量范围宽, 体积小, 重量轻
- 自愈性好, 寿命长
- 阻燃性环氧粉末包封

主要用途

- 适用于直流和 VHF 级信号的隔直流、旁路和耦合
- 广泛用于滤波、低脉冲电路

Features

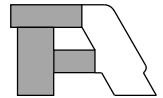
- Metallized polyester film, non-inductive wound construction
- Wide capacitance range, small size, and light weight
- Long life due to self-healing effect
- Flame retardation epoxy resin coated

Typical Applications

- Suitable for blocking, by-pass and coupling of DC and signals to VHF range
- Widely used in filter and low pulse circuits

技术要求 Specifications

引用标准 Reference Standard	GB/T 7332 (IEC 60384-2)					
气候类别 Climatic Category	55/105/21					
额定温度 Rated Temperature	85°C					
工作温度 Operating Temperature Range	-55°C~105°C (+85°C to +105°C: decreasing factor 1.25% per °C for U_R)					
额定电压 Rated Voltage	50/63V, 100V, 250V, 400V, 630V, 1 000V, 1 250V					
电容量范围 Capacitance Range	0.010μF~10.0μF					
电容量偏差 Capacitance Tolerance	±5%(J), ±10%(K)					
耐电压 Voltage Proof	1.6 U_R (5s)					
损耗角正切 Dissipation Factor	≤1.0% (20°C, 1kHz)					
绝缘电阻 Insulation Resistance	$U_R > 100V$	$R \geq 15\ 000M\Omega$, $C_N \leq 0.33\mu F$ $RC_N \geq 5\ 000s$, $C_N > 0.33\mu F$ (20°C, 100V, 1min)				
	$U_R \leq 100V$	$R \geq 3\ 750M\Omega$, $C_N \leq 0.33\mu F$ $RC_N \geq 1\ 250s$, $C_N > 0.33\mu F$ (20°C, 10V, 1min)				
最大脉冲爬升速率 Maximum Pulse Rise Time(dV/dt):若实际工作电压 U 比额定电压 U_R 低, 电容器可工作在更高的 dV/dt 场合, 这样 dV/dt 允许值应为右表值乘以 U_R/U 。 If the working voltage(U) is lower than the rated voltage(U_R),the capacitor can be worked at a higher dV/dt. In this case, the maximum allowed dV/dt is obtain by multiplying the right value with U_R/U .	$U_R(V)$	dV/dt(V/μs) for Pattern III				
			P=7.5	P=10.0	P=15.0	P=22.5
	50/63	7.5	6	3	2	-
	100	15	9	5	3	-
	250	30	20	12	8	5
	400	40	30	20	10	7
	630	-	40	25	12	10
1 000	70	60	30	15	12	
1 250	80	70	40	18	14	



■ 产品编码说明 Part number system

■ 15 位产品代码如下：

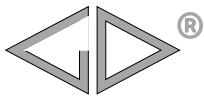
The 15 digits part number is formed as follow:

1	2	3	4	5	6	7	8	9	10	11	12	13	14	15
C	2	1												

第 1~3 位	型号代码 C21= CL21	Digit 1 to 3	Series code C21= CL21
第 4~5 位	直流额定电压 1H=50V 1J=63V 2A=100V 2E=250V 2G=400V 2J=630V 3A=1000V 3B=1250V	Digit 4 to 5	D.C. rated voltage 1H=50V 1J=63V 2A=100V 2E=250V 2G=400V 2J=630V 3A=1000V 3B=1250V
第 6~8 位	标称容量 举例： 103=10×10³pF=0.01μF	Digit 6 to 8	Rated capacitance value for example: 103=10×10³pF=0.01μF
第 9 位	容量偏差 J=±5%, K=±10%, M=±20%	Digit 9	Capacitance tolerance J=±5%, K=±10%, M=±20%
第 10 位	引线脚距 P 3=7.5mm 4=10.0mm 5=12.5mm 6=15.0mm 8=20.0mm 9=22.5mm A=25.0mm C=30.0mm	Digit 10	Pitch 3=7.5mm 4=10.0mm 5=12.5mm 6=15.0mm 8=20.0mm 9=22.5mm A=25.0mm C=30.0mm
第 11 位	内部特征码 A=III型 B=Small size	Digit 11	Internal use A= Pattern III B=Small size
第 12~15 位	引线加工和包装代码	Digit 12 to 15	Lead form and packaging code

■ Table 1 引线加工和包装代码 lead form and packaging code

第 12 位 Digit 12		第 13 位 Digit 13		第 14 位 Digit 14		第 15 位 Digit 15	
代码 Code	说明 explanation	代码 Code	说明 explanation	代码 Code	说明 explanation	代码 Code	说明 explanation
A	弹带包装 ammo-pack	2	F=5.0mm	1	表示弯脚 kinked	A	产品在连续的两个载带孔之间 each cap. between two consecutive holes P3=12.7mm, H=20.0mm (For pitch=5.0/7.5mm)
		3	F=7.5mm			E	P3=25.4mm; H=20.0mm(For pitch=10.0/15.0mm)
		4	F=10.0mm				(Detail parameter refer to page 17)
		6	F=15.0mm				
F	引线成型 lead kinked	2	F=5.0mm	0	B=4.5mm (The length Of B)	0	B 的长度偏差 ±0.5mm B Length tolerance ±0.5mm
		3	F=7.5mm				
		4	F=10.0mm				
		6	F=15.0mm				
Y	直脚 straight lead “Y” in the figure above	代码 Code	说明 explanation	0		0	引线长度偏差 ±0.5mm Length tolerance ±0.5mm
		45	引线长度 4.5mm lead length 4.5mm				
第 12-15 位代码为“C000”表示标准的引线长度(18mm ~ 30mm) Digit12-15 code “C000” means standard lead length (18mm ~ 30mm)							

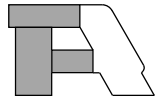


■ 外形尺寸 Dimensions(mm)

Small size

50Vdc (30Vac) /63Vdc (40Vac) #							100Vdc (63Vac)							250Vdc(160Vac)						
C _N (μF)	W max	H max	T max	P	d	Part number	C _N (μF)	W max	H max	T max	P	d	Part number	C _N (μF)	W max	H max	T max	P	d	Part number
0.39	9.80	7.0	4.0	7.5	0.6	C211J394-3B****	0.27	9.80	7.0	4.0	7.5	0.6	C212A274-3B****	0.022	9.80	7.0	4.0	7.5	0.5	C212E223-3B****
0.47	9.80	7.7	4.1	7.5	0.6	C211J474-3B****	0.33	9.80	7.7	4.1	7.5	0.6	C212A334-3B****	0.027	9.80	7.2	4.2	7.5	0.5	C212E273-3B****
0.56	9.80	8.0	4.4	7.5	0.6	C211J564-3B****	0.39	9.80	8.0	4.3	7.5	0.6	C212A394-3B****	0.033	9.80	6.7	3.7	7.5	0.6	C212E333-3B****
0.68	9.80	8.3	4.7	7.5	0.6	C211J684-3B****	0.47	9.80	8.3	4.6	7.5	0.6	C212A474-3B****	0.039	9.80	6.9	3.9	7.5	0.6	C212E393-3B****
0.82	9.80	8.7	5.1	7.5	0.6	C211J824-3B****	0.56	9.80	8.6	5.0	7.5	0.6	C212A564-3B****	0.047	9.80	7.1	4.1	7.5	0.6	C212E473-3B****
1.0	12.3	8.4	4.8	10.0	0.6	C211J105-4B****	0.68	9.80	9.0	5.4	7.5	0.6	C212A684-3B****	0.056	9.80	7.4	4.4	7.5	0.6	C212E563-3B****
1.2	12.3	8.8	5.1	10.0	0.6	C211J125-4B****	0.82	12.3	8.7	5.0	10.0	0.6	C212A824-4B****	0.068	9.80	6.7	3.7	7.5	0.6	C212E683-3B****
1.5	12.3	9.3	5.6	10.0	0.6	C211J155-4B****	1.0	12.3	9.1	5.5	10.0	0.6	C212A105-4B****	0.082	9.80	7.0	4.0	7.5	0.6	C212E823-3B****
1.8	12.3	9.7	6.1	10.0	0.6	C211J185-4B****	1.2	12.3	9.5	5.9	10.0	0.6	C212A125-4B****	0.10	9.80	7.7	4.0	7.5	0.6	C212E104-3B****
2.2	17.5	9.6	5.9	15.0	0.6	C211J225-6B****	1.5	12.3	10.1	6.5	10.0	0.6	C212A155-4B****	0.12	9.80	7.9	4.3	7.5	0.6	C212E124-3B****
2.7	17.5	10.0	6.4	15.0	0.6	C211J275-6B****	1.8	17.5	11.4	5.7	15.0	0.6	C212A185-6B****	0.15	9.80	8.3	4.7	7.5	0.6	C212E154-3B****
3.3	17.5	10.6	6.9	15.0	0.6	C211J335-6B****	2.2	17.5	11.9	6.1	15.0	0.6	C212A225-6B****	0.18	9.80	8.6	5.0	7.5	0.6	C212E184-3B****
3.9	17.5	11.6	7.5	15.0	0.8	C211J395-6B****	2.7	17.5	12.4	6.7	15.0	0.6	C212A275-6B****	0.22	12.3	8.4	4.7	10.0	0.6	C212E224-4B****
4.7	25.2	11.9	6.2	22.5	0.8	C211J475-9B****	3.3	17.5	14.0	6.8	15.0	0.6	C212A335-6B****	0.27	12.3	8.8	5.1	10.0	0.6	C212E274-4B****
5.6	25.2	12.4	6.7	22.5	0.8	C211J565-9B****	3.9	17.5	14.6	7.3	15.0	0.8	C212A395-6B****	0.33	12.3	9.7	5.3	10.0	0.6	C212E334-4B****
6.8	25.2	13.0	7.3	22.5	0.8	C211J685-9B****	4.7	25.2	13.9	6.6	22.5	0.8	C212A475-9B****	0.39	17.5	9.6	5.1	15.0	0.6	C212E394-6B****
8.2	25.2	13.6	8.4	22.5	0.8	C211J825-9B****	5.6	25.2	14.4	7.2	22.5	0.8	C212A565-9B****	0.47	17.5	9.9	5.5	15.0	0.6	C212E474-6B****
10.0	25.2	14.4	9.2	22.5	0.8	C211J106-9B****	6.8	25.2	15.1	8.3	22.5	0.8	C212A685-9B****	0.56	17.5	10.8	5.6	15.0	0.6	C212E564-6B****
							8.2	25.2	16.9	8.5	22.5	0.8	C212A825-9B****	0.68	17.5	11.3	6.1	15.0	0.6	C212E684-6B****
							10.0	25.2	17.7	9.4	22.5	0.8	C212A106-9B****	0.82	17.5	12.3	6.6	15.0	0.6	C212E824-6B****
														1.0	17.5	12.9	7.2	15.0	0.6	C212E105-6B****
														1.2	17.5	13.5	7.8	15.0	0.8	C212E125-6B****
														1.5	17.5	15.3	8.5	15.0	0.8	C212E155-6B****
														1.8	17.5	16.0	9.2	15.0	0.8	C212E185-6B****
														2.2	25.2	15.2	8.4	22.5	0.8	C212E225-9B****
														2.7	25.2	15.5	8.7	22.5	0.8	C212E275-9B****
														3.3	25.2	16.9	10.1	22.5	0.8	C212E335-9B****
														3.9	25.2	18.6	10.3	22.5	0.8	C212E395-9B****
														4.7	25.2	19.6	11.3	22.5	0.8	C212E475-9B****
														5.6	30.2	19.3	10.9	27.5	0.8	C212E565-BB****
														6.8	30.2	20.4	12.1	27.5	0.8	C212E685-BB****
														8.2	30.2	21.6	13.2	27.5	0.8	C212E825-BB****
														10.0	30.2	23.0	14.6	27.5	0.8	C212E106-BB****

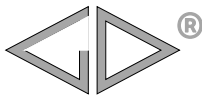
备注 Note: 1. “-”表示容量偏差。 “-”=capacitance tolerance code. M=±20%, K=±10%, J=±5%。
 2. “****”表示引线加工和包装代码(见表1)。“****”=lead form and packing code(refer to table 1)。
 3. “#”当额定电压为50Vdc时,第4~5位是1H。“#” when the rated voltage is 50Vdc, the digit 4~5 is 1H.



■ 外形尺寸 Dimensions(mm)
Small size

400Vdc(200Vac)							630Vdc(220Vac)@							630Vdc(220Vac)@							
C _N (μF)	W max	H max	T max	P	d	Part number	C _N (μF)	W max	H max	T max	P	d	Part number	C _N (μF)	W max	H max	T max	P	d	Part number	
0.022	9.80	7.0	4.0	7.5	0.6	C212G223-3B****	0.010	9.80	6.8	3.8	7.5	0.6	C212J103-3B****	0.47	25.2	15.6	8.8	22.5	0.8	C212J474-9B****	
0.027	9.80	7.2	4.2	7.5	0.5	C212G273-3B****	0.012	9.80	7.4	3.8	7.5	0.6	C212J123-3B****	0.56	25.2	16.3	9.5	22.5	0.8	C212J564-9B****	
0.033	9.80	7.3	4.3	7.5	0.5	C212G333-3B****	0.015	9.80	7.7	4.1	7.5	0.6	C212J153-3B****	0.68	25.2	17.2	10.4	22.5	0.8	C212J684-9B****	
0.039	9.80	7.5	4.4	7.5	0.6	C212G393-3B****	0.018	9.80	7.9	4.3	7.5	0.6	C212J183-3B****	0.82	25.2	18.1	11.3	22.5	0.8	C212J824-9B****	
0.047	9.80	8.2	4.5	7.5	0.6	C212G473-3B****	0.022	9.80	8.2	4.6	7.5	0.6	C212J223-3B****	1.0	30.2	18.9	10.5	27.5	0.8	C212J105-BB****	
0.056	9.80	8.5	4.8	7.5	0.6	C212G563-3B****	0.027	9.80	8.6	5.0	7.5	0.6	C212J273-3B****	1.2	30.2	19.8	11.5	27.5	0.8	C212J125-BB****	
0.068	12.3	8.2	4.5	10.0	0.6	C212G683-4B****	0.033	12.3	8.3	4.7	10.0	0.6	C212J333-4B****	1.5	30.2	21.2	12.8	27.5	0.8	C212J155-BB****	
0.082	12.3	8.5	4.8	10.0	0.6	C212G823-4B****	0.039	12.3	8.6	4.9	10.0	0.6	C212J393-4B****	1.8	30.2	22.4	14.0	27.5	0.8	C212J185-BB****	
0.10	12.3	9.4	5.0	10.0	0.6	C212G104-4B****	0.047	12.3	9.0	5.3	10.0	0.6	C212J473-4B****	2.2	30.2	23.9	15.5	27.5	0.8	C212J225-BB****	
0.12	12.3	9.8	5.3	10.0	0.6	C212G124-4B****	0.056	12.3	9.3	5.7	10.0	0.6	C212J563-4B****								
0.15	17.5	9.6	5.2	15.0	0.6	C212G154-6B****	0.068	12.3	9.8	6.1	10.0	0.6	C212J683-4B****								
0.18	17.5	9.9	5.5	15.0	0.6	C212G184-6B****	0.082	12.3	10.3	6.6	10.0	0.6	C212J823-4B****								
0.22	17.5	10.4	5.9	15.0	0.6	C212G224-6B****	0.10	17.5	10.9	5.7	15.0	0.6	C212J104-6B****								
0.27	17.5	10.9	6.4	15.0	0.6	C212G274-6B****	0.12	17.5	11.3	6.1	15.0	0.6	C212J124-6B****								
0.33	17.5	11.9	6.7	15.0	0.6	C212G334-6B****	0.15	17.5	11.9	6.6	15.0	0.6	C212J154-6B****								
0.39	17.5	12.9	7.2	15.0	0.8	C212G394-6B****	0.18	17.5	12.9	7.2	15.0	0.8	C212J184-6B****								
0.47	17.5	13.5	8.3	15.0	0.8	C212G474-6B****	0.22	17.5	13.5	8.3	15.0	0.8	C212J224-6B****								
0.56	17.5	14.1	8.9	15.0	0.8	C212G564-6B****	0.27	17.5	14.3	9.0	15.0	0.8	C212J274-6B****								
0.68	17.5	14.9	9.7	15.0	0.8	C212G684-6B****	0.33	17.5	15.1	9.8	15.0	0.8	C212J334-6B****								
0.82	17.5	15.7	10.5	15.0	0.8	C212G824-6B****	0.39	17.5	15.8	10.6	15.0	0.8	C212J394-6B****								
1.0	25.2	16.6	8.2	22.5	0.8	C212G105-9B****															
1.2	25.2	17.3	9.0	22.5	0.8	C212G125-9B****															
1.5	25.2	18.3	9.9	22.5	0.8	C212G155-9B****															
1.8	30.2	18.1	9.7	27.5	0.8	C212G185-BB****															
2.2	30.2	20.0	10.1	27.5	0.8	C212G225-BB****															
2.7	30.2	21.1	11.2	27.5	0.8	C212G275-BB****															
3.3	30.2	22.3	12.4	27.5	0.8	C212G335-BB****															
3.5	30.2	22.7	12.8	27.5	0.8	C212G355-BB****															
3.9	30.2	23.5	13.5	27.5	0.8	C212G395-BB****															
4.7	30.2	24.8	14.9	27.5	0.8	C212G475-BB****															

备注 Note: 1. “-”表示容量偏差。 “-”=capacitance tolerance code. M=±20%, K=±10%, J=±5%。
 2. “****”表示引线加工和包装代码(见表1)。“****”=lead form and packing code(refer to table 1).
 3. “@”不用作跨线,请参见抗干扰电容器(Page 109)。
 “@” Not suitable for across-the-line applications. Pls refer to interference Suppression Capacitors(Page 109).



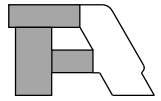
C21
CL21 series

■ 外形尺寸 Dimensions(mm)
Pattern III

50Vdc (30Vac) /63Vdc (40Vac) #							100Vdc (63Vac)							250Vdc(160Vac)						
C _N (μF)	W max	H max	T max	P	d	Part number	C _N (μF)	W max	H max	T max	P	d	Part number	C _N (μF)	W max	H max	T max	P	d	Part number
0.12	9.8	7.0	4.0	7.5	0.6	C211J124-3A****	0.12	9.8	7.0	4.0	7.5	0.6	C212A124-3A****	0.010	9.8	6.5	3.5	7.5	0.6	C212E103-3A****
0.15	9.8	7.8	4.1	7.5	0.6	C211J154-3A****	0.15	9.8	7.8	4.1	7.5	0.6	C212A154-3A****	0.012	9.8	6.7	3.7	7.5	0.6	C212E123-3A****
0.18	9.8	7.5	3.9	7.5	0.6	C211J184-3A****	0.18	9.8	7.5	3.9	7.5	0.6	C212A184-3A****	0.015	9.8	7.4	3.8	7.5	0.6	C212E153-3A****
0.22	9.8	7.8	4.1	7.5	0.6	C211J224-3A****	0.22	9.8	7.8	4.1	7.5	0.6	C212A224-3A****	0.018	9.8	7.6	4.0	7.5	0.6	C212E183-3A****
0.27	9.8	8.1	4.5	7.5	0.6	C211J274-3A****	0.27	9.8	8.1	4.5	7.5	0.6	C212A274-3A****	0.022	9.8	7.4	3.8	7.5	0.6	C212E223-3A****
0.33	9.8	7.7	4.1	7.5	0.6	C211J334-3A****	0.33	9.8	8.5	4.8	7.5	0.6	C212A334-3A****	0.027	9.8	7.7	4.1	7.5	0.6	C212E273-3A****
0.39	9.8	8.0	4.3	7.5	0.6	C211J394-3A****	0.39	9.8	8.8	5.2	7.5	0.6	C212A394-3A****	0.033	9.8	7.3	3.7	7.5	0.6	C212E333-3A****
0.47	9.8	8.3	4.6	7.5	0.6	C211J474-3A****	0.47	9.8	9.2	5.6	7.5	0.6	C212A474-3A****	0.039	9.8	7.5	3.9	7.5	0.6	C212E393-3A****
0.56	9.8	8.6	5.0	7.5	0.6	C211J564-3A****	0.56	12.3	8.8	5.2	10.0	0.6	C212A564-4A****	0.047	9.8	7.8	4.1	7.5	0.6	C212E473-3A****
0.68	9.8	9.0	5.4	7.5	0.6	C211J684-3A****	0.68	12.3	9.3	5.6	10.0	0.6	C212A684-4A****	0.056	9.8	8.0	4.4	7.5	0.6	C212E563-3A****
0.82	12.3	8.6	5.0	10.0	0.6	C211J824-4A****	0.82	12.3	9.7	6.1	10.0	0.6	C212A824-4A****	0.068	9.8	7.5	3.9	7.5	0.6	C212E683-3A****
1.0	12.3	9.0	5.4	10.0	0.6	C211J105-4A****	1.0	12.3	10.3	6.6	10.0	0.6	C212A105-4A****	0.082	9.8	7.8	4.1	7.5	0.6	C212E823-3A****
1.2	12.3	9.5	5.9	10.0	0.6	C211J125-4A****	1.2	12.3	10.9	7.2	10.0	0.6	C212A125-4A****	0.10	9.8	8.1	4.4	7.5	0.6	C212E104-3A****
1.5	12.3	10.1	6.5	10.0	0.6	C211J155-4A****	1.5	12.3	11.6	8.0	10.0	0.6	C212A155-4A****	0.12	9.8	8.4	4.8	7.5	0.6	C212E124-3A****
1.8	12.3	10.7	7.1	10.0	0.6	C211J185-4A****	1.8	17.5	13.6	6.3	15.0	0.6	C212A185-6A****	0.15	9.8	8.8	5.2	7.5	0.6	C212E154-3A****
2.2	17.5	11.4	6.1	15.0	0.6	C211J225-6A****	2.2	17.5	14.2	6.9	15.0	0.8	C212A225-6A****	0.18	12.3	8.9	4.5	10.0	0.6	C212E184-4A****
2.7	17.5	11.9	6.7	15.0	0.6	C211J275-6A****	2.7	17.5	14.9	7.6	15.0	0.8	C212A275-6A****	0.22	12.3	9.3	4.8	10.0	0.6	C212E224-4A****
3.3	17.5	12.5	7.3	15.0	0.6	C211J335-6A****	3.3	17.5	15.7	8.4	15.0	0.8	C212A335-6A****	0.27	12.3	9.7	5.3	10.0	0.6	C212E274-4A****
3.9	17.5	13.6	7.9	15.0	0.8	C211J395-6A****	3.9	17.5	16.4	9.1	15.0	0.8	C212A395-6A****	0.33	12.3	10.7	5.5	10.0	0.6	C212E334-4A****
4.7	25.2	14.4	7.6	22.5	0.8	C211J475-9A****	4.7	25.2	17.0	8.1	22.5	0.8	C212A475-9A****	0.39	17.5	10.4	5.2	15.0	0.6	C212E394-6A****
5.6	25.2	14.9	7.7	22.5	0.8	C211J565-9A****	5.6	25.2	17.7	8.8	22.5	0.8	C212A565-9A****	0.47	17.5	10.8	5.6	15.0	0.6	C212E474-6A****
6.8	25.2	15.6	8.3	22.5	0.8	C211J685-9A****	6.8	25.2	18.5	10.2	22.5	0.8	C212A685-9A****	0.56	17.5	12.3	5.5	15.0	0.6	C212E564-6A****
8.2	25.2	16.4	9.6	22.5	0.8	C211J825-9A****	8.2	25.2	19.5	11.1	22.5	0.8	C212A825-9A****	0.68	17.5	12.8	6.0	15.0	0.6	C212E684-6A****
10.0	25.2	17.2	10.5	22.5	0.8	C211J106-9A****	10.0	25.2	21.5	11.6	22.5	0.8	C212A106-9A****	0.82	17.5	13.8	6.5	15.0	0.6	C212E824-6A****
														1.0	17.5	14.4	7.1	15.0	0.6	C212E105-6A****
														1.2	17.5	15.0	7.7	15.0	0.8	C212E125-6A****
														1.5	17.5	15.9	9.1	15.0	0.8	C212E155-6A****
														1.8	17.5	16.2	9.9	15.0	0.8	C212E185-6A****
														2.2	25.2	15.6	8.8	22.5	0.8	C212E225-9A****
														2.7	25.2	16.5	9.7	22.5	0.8	C212E275-9A****
														3.3	25.2	17.4	10.6	22.5	0.8	C212E335-9A****
														3.9	25.2	19.2	10.9	22.5	0.8	C212E395-9A****
														4.7	25.2	20.3	11.9	22.5	0.8	C212E475-9A****
														5.6	30.2	20.4	12.1	27.5	0.8	C212E565-BA****
														6.8	30.2	21.6	13.3	27.5	0.8	C212E685-BA****
														8.2	30.2	22.9	14.5	27.5	0.8	C212E825-BA****
														10.0	30.2	24.4	16.0	27.5	0.8	C212E106-BA****

400Vdc(200Vac)							400Vdc(200Vac)							400Vdc(200Vac)						
C _N (μF)	W max	H max	T max	P	d	Part number	C _N (μF)	W max	H max	T max	P	d	Part number	C _N (μF)	W max	H max	T max	P	d	Part number
0.010	9.8	6.9	3.9	7.5	0.6	C212G103-3A****	0.082	12.3	9.4	5.0	10.0	0.6	C212G823-4A****	0.68	17.5	16.0	10.8	15.0	0.8	C212G684-6A****
0.012	9.8	7.1	4.1	7.5	0.6	C212G123-3A****	0.10	12.3	9.9	5.4	10.0	0.6	C212G104-4A****	0.82	17.5	17.0	11.8	15.0	0.8	C212G824-6A****
0.015	9.8	7.5	4.4	7.5	0.6	C212G153-3A****	0.12	12.3	10.3	5.9	10.0	0.6	C212G124-4A****	1.0	25.2	17.5	9.1	22.5	0.8	C212G105-9A****
0.018	9.8	7.3	3.7	7.5	0.6	C212G183-3A****	0.15	17.5	10.6	5.4	15.0	0.6	C212G154-6A****	1.2	25.2	18.3	9.9	22.5	0.8	C212G125-9A****
0.022	9.8	7.5	3.9	7.5	0.6	C212G223-3A****	0.18	17.5	11.0	5.8	15.0	0.6	C212G184-6A****	1.5	25.2	19.4	11.0	22.5	0.8	C212G155-9A****
0.027	9.8	7.8	4.2	7.5	0.6	C212G273-3A****	0.22	17.5	11.5	6.3	15.0	0.6	C212G224-6A****	1.8	30.2	19.1	10.8	27.5	0.8	C212G185-BA****
0.033	9.8	8.1	4.5	7.5	0.6	C212G333-3A****	0.27	17.5	12.0	6.8	15.0	0.6	C212G274-6A****	2.2	30.2	21.2	11.3	27.5	0.8	C212G225-BA****
0.039	9.8	8.2	4.6	7.5	0.6	C212G393-3A****	0.33	17.5	12.7	7.4	15.0	0.6	C212G334-6A****	2.7	30.2	22.4	12.5	27.5	0.8	C212G275-BA****
0.047	9.8	8.6	4.9	7.5	0.6	C212G473-3A****	0.39	17.5	13.7	8.0	15.0	0.8	C212G394-6A****	3.3	30.2	23.8	13.9	27.5	0.8	C212G335-BA****
0.056	12.3	8.8	4.3	10.0	0.6	C212G563-4A****	0.47	17.5	14.4	9.2	15.0	0.8	C212G474-6A****	3.9	30.2	25.1	15.1	27.5	0.8	C212G395-BA****
0.068	12.3	9.1	4.7	10.0	0.6	C212G683-4A****	0.56	17.5	15.1	9.9	15.0	0.8	C212G564-6A****	4.7	30.2	26.6	16.7	27.5	0.8	C212G475-BA****

备注 Note: 1. “-”表示容量偏差。 “ ”=capacitance tolerance code. M=±20%, K=±10%, J=±5%。
 2. “****”表示引线加工和包装代码(见表1)。“****”=lead form and packing code(refer to table 1).
 3. “#”当额定电压为 50Vdc 时,第 4~5 位是 1H。“#” when the rated voltage is 50Vdc, the digit 4~5 is 1H.



■ 外形尺寸 Dimensions(mm)

Pattern III

630Vdc (220Vac) [®]							1 000Vdc (250Vac) [®]							1 250Vdc(250Vac) [®]						
C _N (μF)	W max	H max	T max	P	d	Part number	C _N (μF)	W max	H max	T max	P	d	Part number	C _N (μF)	W max	H max	T max	P	d	Part number
0.010	12.3	7.4	3.8	10.0	0.6	C212J103-4A****	0.0010	9.8	8.5	4.0	7.5	0.6	C213A102-3A****	0.0010	9.8	8.5	4.0	7.5	0.6	C213B102-3A****
0.012	12.3	7.6	4.0	10.0	0.6	C212J123-4A****	0.0012	9.8	8.7	4.3	7.5	0.6	C213A122-3A****	0.0012	9.8	8.7	4.3	7.5	0.6	C213B122-3A****
0.015	12.3	7.7	4.0	10.0	0.6	C212J153-4A****	0.0015	9.8	8.5	4.1	7.5	0.6	C213A152-3A****	0.0015	9.8	8.5	4.1	7.5	0.6	C213B152-3A****
0.018	12.3	7.9	4.2	10.0	0.6	C212J183-4A****	0.0018	9.8	8.7	4.3	7.5	0.6	C213A182-3A****	0.0018	9.8	8.7	4.3	7.5	0.6	C213B182-3A****
0.022	12.3	8.2	4.5	10.0	0.6	C212J223-4A****	0.0022	9.8	8.5	4.1	7.5	0.6	C213A222-3A****	0.0022	9.8	8.5	4.1	7.5	0.6	C213B222-3A****
0.027	12.3	8.5	4.9	10.0	0.6	C212J273-4A****	0.0027	9.8	8.8	4.4	7.5	0.6	C213A272-3A****	0.0027	9.8	8.8	4.4	7.5	0.6	C213B272-3A****
0.033	12.3	8.9	5.2	10.0	0.6	C212J333-4A****	0.0033	9.8	8.7	4.3	7.5	0.6	C213A332-3A****	0.0033	9.8	9.1	4.7	7.5	0.6	C213B332-3A****
0.039	12.3	9.2	5.6	10.0	0.6	C212J393-4A****	0.0039	9.8	8.9	4.5	7.5	0.6	C213A392-3A****	0.0039	9.8	9.4	5.0	7.5	0.6	C213B392-3A****
0.047	12.3	9.7	6.0	10.0	0.6	C212J473-4A****	0.0047	9.8	9.3	4.8	7.5	0.6	C213A472-3A****	0.0047	12.3	8.7	4.2	10.0	0.6	C213B472-4A****
0.056	12.3	10.1	6.5	10.0	0.6	C212J563-4A****	0.0056	12.3	8.5	4.1	10.0	0.6	C213A562-4A****	0.0056	12.3	8.9	4.5	10.0	0.6	C213B562-4A****
0.068	12.3	10.7	7.0	10.0	0.6	C212J683-4A****	0.0068	12.3	8.8	4.4	10.0	0.6	C213A682-4A****	0.0068	12.3	9.2	4.8	10.0	0.6	C213B682-4A****
0.082	12.3	11.3	7.6	10.0	0.6	C212J823-4A****	0.0082	12.3	9.1	4.7	10.0	0.6	C213A822-4A****	0.0082	17.5	9.0	4.6	15.0	0.6	C213B822-6A****
0.10	17.5	11.5	6.3	15.0	0.6	C212J104-6A****	0.010	12.3	9.4	5.0	10.0	0.6	C213A103-4A****	0.010	17.5	9.4	5.0	15.0	0.6	C213B103-6A****
0.12	17.5	12.0	6.8	15.0	0.6	C212J124-6A****	0.012	12.3	9.8	5.4	10.0	0.6	C213A123-4A****	0.012	17.5	9.1	4.7	15.0	0.6	C213B123-6A****
0.15	17.5	12.7	7.5	15.0	0.8	C212J154-6A****	0.015	12.3	10.8	5.6	10.0	0.6	C213A153-4A****	0.015	17.5	9.5	5.1	15.0	0.6	C213B153-6A****
0.18	17.5	13.8	8.1	15.0	0.8	C212J184-6A****	0.018	12.3	11.3	6.1	10.0	0.6	C213A183-4A****	0.018	17.5	9.9	5.4	15.0	0.6	C213B183-6A****
0.22	17.5	14.5	9.3	15.0	0.8	C212J224-6A****	0.022	12.3	11.9	6.7	10.0	0.6	C213A223-4A****	0.022	17.5	10.3	5.9	15.0	0.6	C213B223-6A****
0.27	17.5	15.4	10.2	15.0	0.8	C212J274-6A****	0.027	17.5	11.8	5.0	15.0	0.6	C213A273-6A****	0.027	25.2	9.7	5.2	22.5	0.6	C213B273-9A****
0.33	17.5	16.3	11.1	15.0	0.8	C212J334-6A****	0.033	17.5	12.3	5.5	15.0	0.6	C213A333-6A****	0.033	25.2	10.1	5.7	22.5	0.6	C213B333-9A****
0.39	17.5	17.2	12.0	15.0	0.8	C212J394-6A****	0.039	17.5	12.7	5.9	15.0	0.6	C213A393-6A****	0.039	25.2	10.5	6.1	22.5	0.8	C213B393-9A****
0.47	25.2	16.4	9.7	22.5	0.8	C212J474-9A****	0.047	17.5	13.2	6.5	15.0	0.8	C213A473-6A****	0.047	25.2	11.0	6.6	22.5	0.8	C213B473-9A****
0.56	25.2	17.2	10.5	22.5	0.8	C212J564-9A****	0.056	17.5	13.8	7.0	15.0	0.8	C213A563-6A****	0.056	30.2	11.4	6.2	27.5	0.8	C213B563-9A****
0.68	25.2	18.2	11.4	22.5	0.8	C212J684-9A****	0.068	17.5	14.5	7.7	15.0	0.8	C213A683-6A****	0.068	30.2	12.0	6.7	27.5	0.8	C213B683-9A****
0.82	25.2	19.3	12.5	22.5	0.8	C212J824-9A****	0.082	17.5	15.2	8.5	15.0	0.8	C213A823-6A****	0.082	30.2	12.6	7.3	27.5	0.8	C213B823-9A****
1.0	30.2	19.9	11.6	27.5	0.8	C212J105-BA****	0.10	17.5	16.6	9.7	15.0	0.8	C213A104-6A****	0.10	30.2	14.8	7.8	27.5	0.8	C213B104-9A****
1.2	30.2	22.0	12.6	27.5	0.8	C212J125-BA****	0.12	25.2	15.3	8.3	22.5	0.8	C213A124-9A****	0.12	30.2	15.4	8.5	27.5	0.8	C213B124-9A****
1.5	30.2	22.5	14.1	27.5	0.8	C212J155-BA****	0.15	25.2	16.2	9.2	22.5	0.8	C213A154-9A****	0.15	30.2	16.4	9.4	27.5	0.8	C213B154-9A****
1.8	30.2	23.8	15.5	27.5	0.8	C212J185-BA****	0.18	25.2	17.1	10.1	22.5	0.8	C213A184-9A****	0.18	30.2	18.3	9.7	27.5	0.8	C213B184-9A****
2.2	30.2	25.5	17.1	27.5	0.8	C212J225-BA****	0.22	25.2	18.1	11.1	22.5	0.8	C213A224-9A****	0.22	30.2	19.3	10.7	27.5	0.8	C213B224-9A****
							0.27	25.2	20.2	11.7	22.5	0.8	C213A274-9A****							
							0.33	30.2	20.1	11.6	27.5	0.8	C213A334-BA****							
							0.39	30.2	21.2	12.6	27.5	0.8	C213A394-BA****							

备注 Note: 1. “-” 表示容量偏差。 “-” =capacitance tolerance code. M=±20%, K=±10%, J=±5%。
 2. “****” 表示引线加工和包装代码(见表 1)。“****” =lead form and packing code(refer to table 1).
 3. “@” 不用作跨线, 请参见抗干扰电容器 (Page 109)。
 “@” Not suitable for across-the-line applications. Pls refer to interference Suppression Capacitors(Page 109).