

Wire Wound SMD Power Inductors-SWRH-DC Series



Operating Temperature: -40°C ~+105°C (Including Self-heating)

FEATURES

- High saturation current, low DCR
- Suitable for surface mounting equipment
- Close magnetic circuit design reduce leakage

APPLICATIONS

- Power supply choke for small electrical equipments such as DVC, LCD display, notebook, communication equipment, OA equipment and so on.

PRODUCT IDENTIFICATION

SWRH

①

8D28

②

C

③

-100

④

M

⑤

T

⑥

① Type	
SWRH	Wire Wound SMD Type Power Inductors (With Metallic Base)

② External Dimensions	
8D28~8D43	

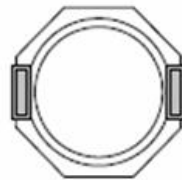
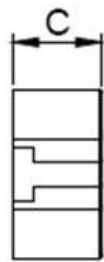
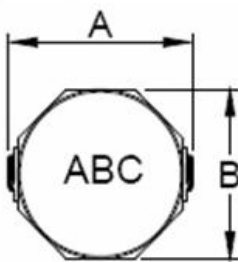
③ Configuration	
C	C Type Base

④ Nominal Inductance	
Example	Nominal Value
1R0	1.0μH
100	10μH
101	100μH

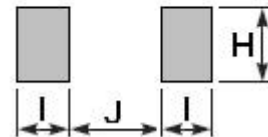
⑤ Inductance Tolerance	
M	±20%
N	±30%

⑥ Packing	
T	Tape Carrier Package

SHAPE AND DIMENSIONS



Recommended Land Pattern



Unit: mm

Series	A max.	B max.	C max.	I typ.	J typ.	H typ.
SWRH8D28C	10.1	8.3	3.0	2.0	6.1	2.8
SWRH8D38C	10.1	8.3	4.0	2.0	6.1	2.8
SWRH8D43C	10.1	8.3	4.5	2.0	6.1	2.8

SPECIFICATIONS

SWRH8D28C TYPE

Part Number	Inductance	L Test Condition	Max. DC Resistance	Max. Rated Current
Units	μH	Hz, V	Ω	A
Symbol	L	-	DCR	I_r
SWRH8D28C-2R5NT	2.5±30%	100k, 0.3V	0.016	4.50
SWRH8D28C-3R3NT	3.3±30%	100k, 0.3V	0.018	4.00
SWRH8D28C-4R7NT	4.7±30%	100k, 0.3V	0.025	3.40
SWRH8D28C-6R8NT	6.8±30%	100k, 0.3V	0.030	3.00
SWRH8D28C-8R2NT	8.2±30%	100k, 0.3V	0.038	2.75
SWRH8D28C-100MT	10±20%	1k, 0.3V	0.047	2.50
SWRH8D28C-150MT	15±20%	1k, 0.3V	0.069	1.90
SWRH8D28C-220MT	22±20%	1k, 0.3V	0.099	1.60
SWRH8D28C-330MT	33±20%	1k, 0.3V	0.156	1.30
SWRH8D28C-470MT	47±20%	1k, 0.3V	0.195	1.15
SWRH8D28C-680MT	68±20%	1k, 0.3V	0.286	0.92
SWRH8D28C-820MT	82±20%	1k, 0.3V	0.375	0.83
SWRH8D28C-101MT	100±20%	1k, 0.3V	0.430	0.75

SWRH8D38C TYPE

Part Number	Inductance	L Test Condition	Max. DC Resistance	Max. Rated Current
Units	μH	Hz, V	Ω	A
Symbol	L	-	DCR	I_r
SWRH8D38C-1R5NT	1.5±30%	100k, 0.3V	0.019	6.00
SWRH8D38C-2R2NT	2.2±30%	100k, 0.3V	0.021	5.50
SWRH8D38C-3R3NT	3.3±30%	100k, 0.3V	0.024	5.00
SWRH8D38C-4R7NT	4.7±30%	100k, 0.3V	0.029	4.40
SWRH8D38C-6R8NT	6.8±30%	100k, 0.3V	0.038	3.60
SWRH8D38C-8R2NT	8.2±30%	100k, 0.3V	0.043	3.30
SWRH8D38C-100MT	10±20%	1k, 0.3V	0.048	3.00
SWRH8D38C-150MT	15±20%	1k, 0.3V	0.067	2.50
SWRH8D38C-220MT	22±20%	1k, 0.3V	0.105	2.00
SWRH8D38C-330MT	33±20%	1k, 0.3V	0.157	1.60
SWRH8D38C-470MT	47±20%	1k, 0.3V	0.189	1.42
SWRH8D38C-680MT	68±20%	1k, 0.3V	0.290	1.08
SWRH8D38C-820MT	82±20%	1k, 0.3V	0.372	0.95
SWRH8D38C-101MT	100±20%	1k, 0.3V	0.410	0.88

SWRH8D43C TYPE

Part Number	Inductance	L Test Condition	Max. DC Resistance	Max. Rated Current
Units	μH	Hz, V	Ω	A
Symbol	L	-	DCR	I_r
SWRH8D43C-2R0NT	2.0±30%	100k, 0.3V	0.014	5.50
SWRH8D43C-2R2NT	2.2±30%	100k, 0.3V	0.016	5.00
SWRH8D43C-3R3NT	3.3±30%	100k, 0.3V	0.019	4.50
SWRH8D43C-4R7NT	4.7±30%	100k, 0.3V	0.022	4.10
SWRH8D43C-6R8NT	6.8±30%	100k, 0.3V	0.025	3.90
SWRH8D43C-8R2NT	8.2±30%	100k, 0.3V	0.030	3.50
SWRH8D43C-100MT	10±20%	1k, 0.3V	0.036	3.20
SWRH8D43C-150MT	15±20%	1k, 0.3V	0.053	2.30
SWRH8D43C-220MT	22±20%	1k, 0.3V	0.075	1.80
SWRH8D43C-330MT	33±20%	1k, 0.3V	0.125	1.40
SWRH8D43C-470MT	47±20%	1k, 0.3V	0.150	1.30

SPECIFICATIONS

SWRH8D43C

Part Number	Inductance	L Test Condition	Max. DC Resistance	Max. Rated Current
Units	μH	Hz, V	Ω	A
Symbol	L	-	DCR	I _r
SWRH8D43C-680MT	68 \pm 20%	1k, 0.3V	0.240	1.00
SWRH8D43C-820MT	82 \pm 20%	1k, 0.3V	0.300	0.90
SWRH8D43C-101MT	100 \pm 20%	1k, 0.3V	0.360	0.80