

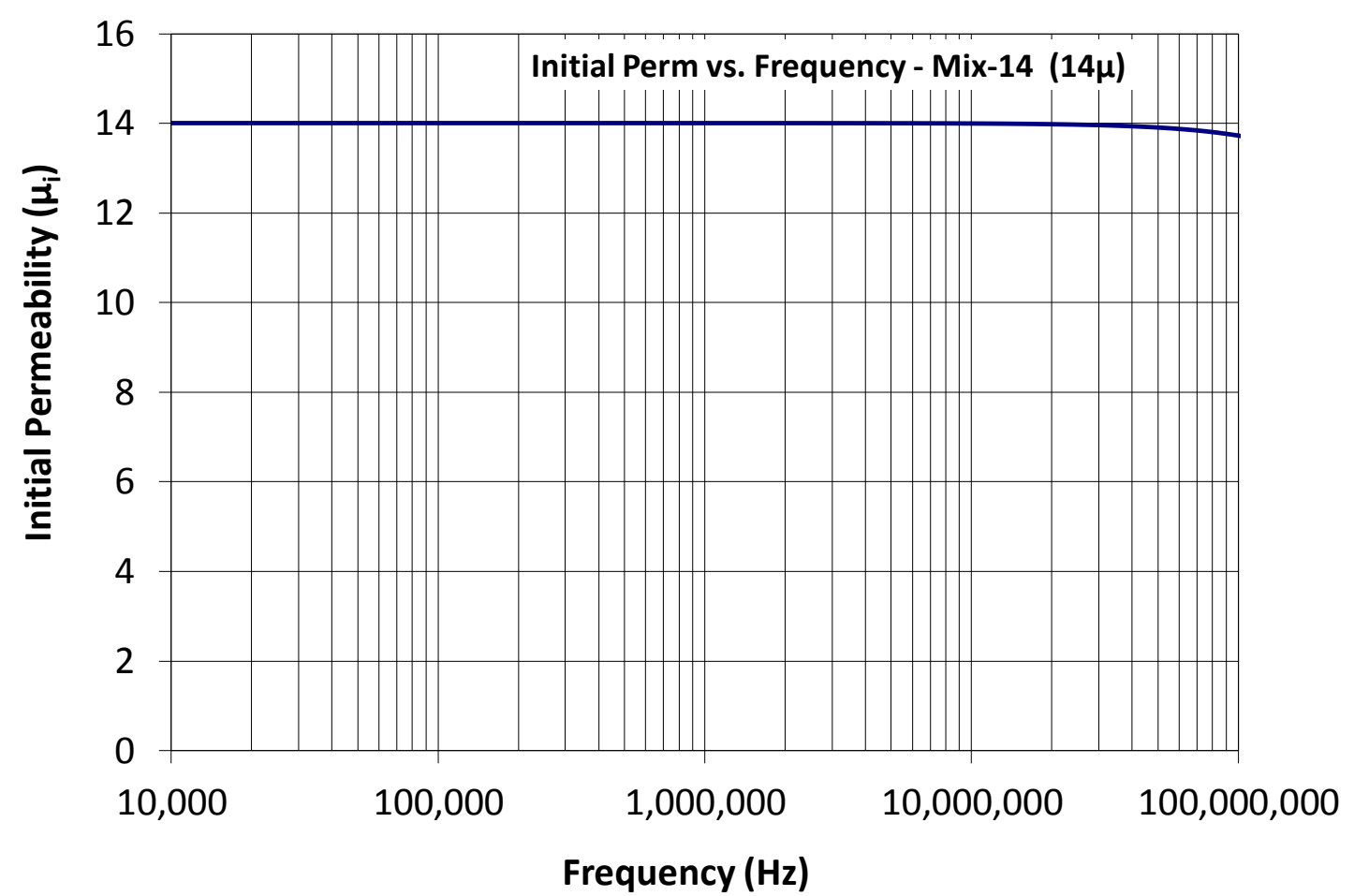
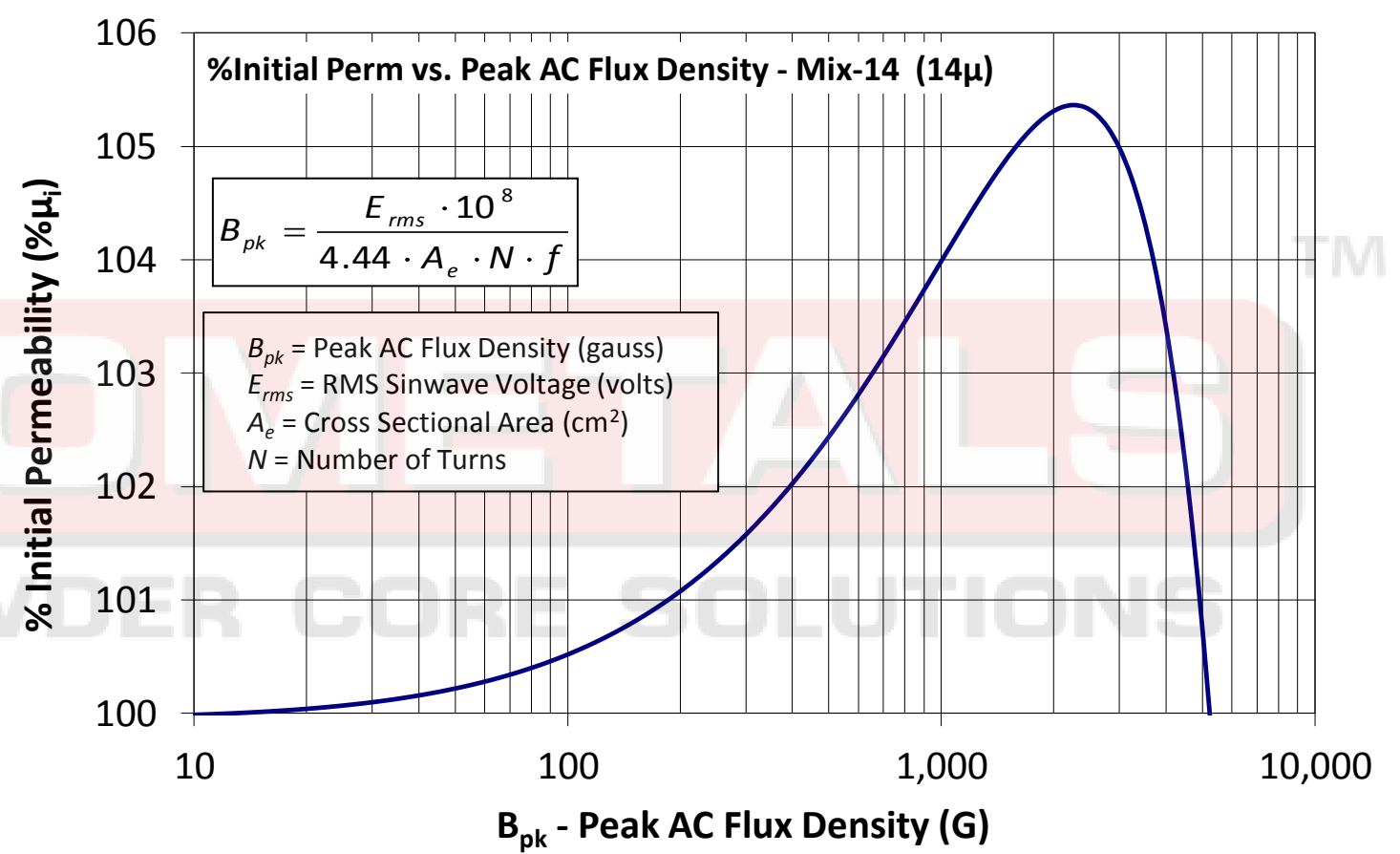
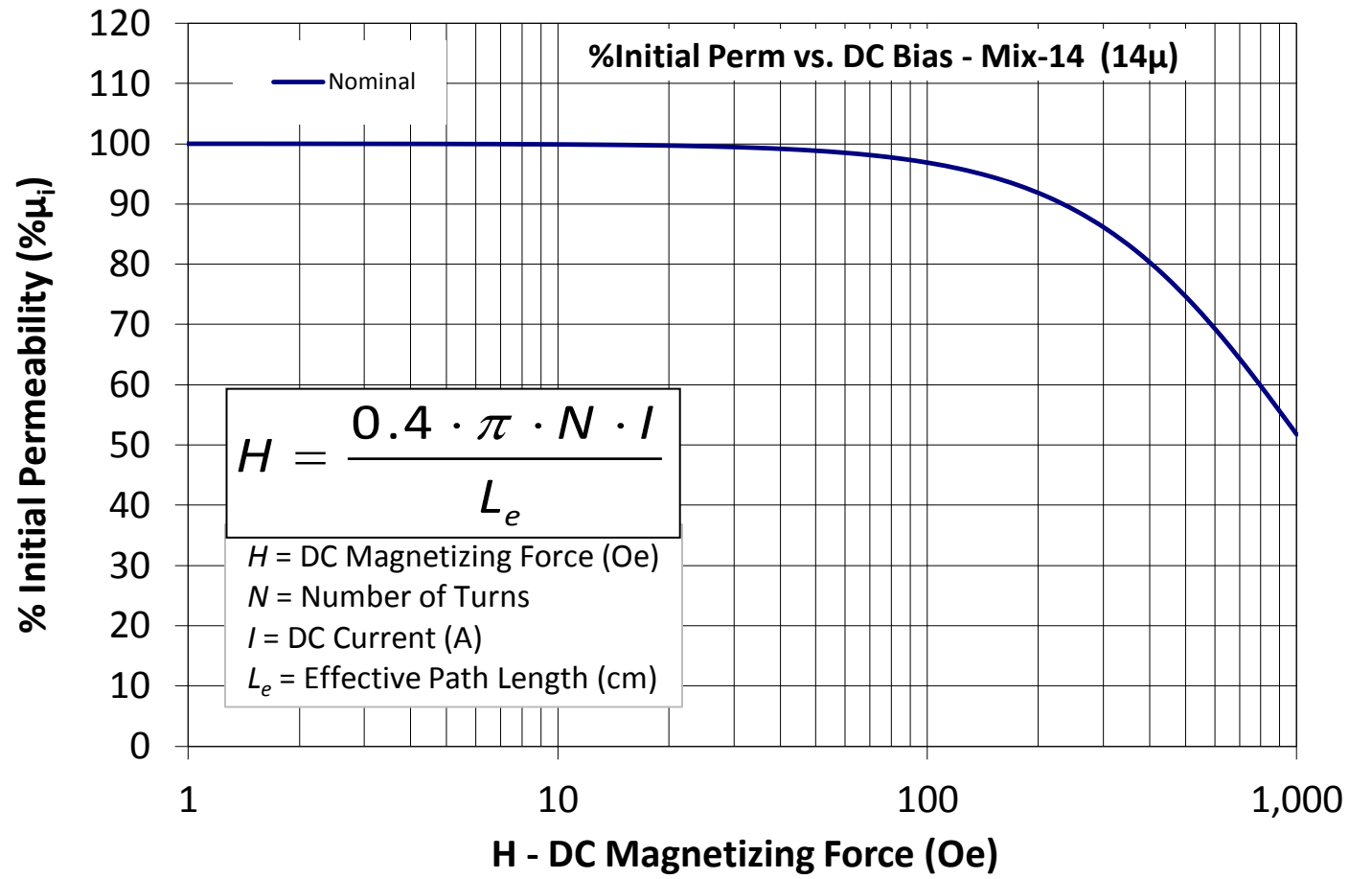
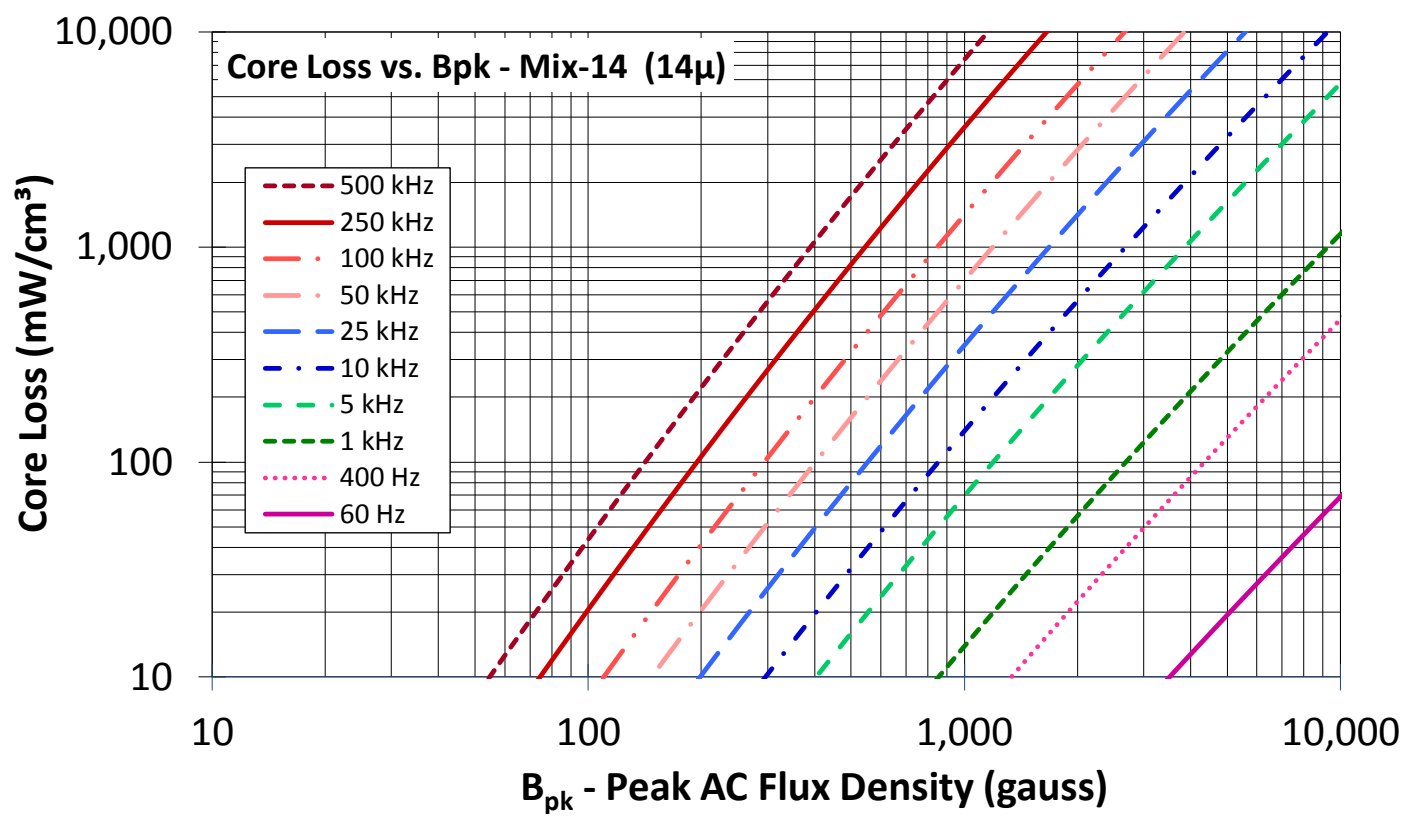


**Part Number:** **T400-14**

Revision 20190524 - Generated 2019-May-30



<b>OD</b>	(nom. - bare core) (max. - after coating)	101.60 mm 102.36 mm	4.000 in 4.030 in
<b>ID</b>	(nom. - bare core) (min. - after coating)	57.15 mm 56.39 mm	2.250 in 2.220 in
<b>Ht</b>	(nom. - bare core) (max. - after coating)	16.51 mm 17.27 mm	0.650 in 0.680 in
<b>Mass</b>	(approximate)	450 grams	
<b>Magnetic Dimensions</b>	A <sub>e</sub> - Eff. Mag. Cross Section	3.46 cm <sup>2</sup>	
	L <sub>e</sub> - Eff. Mag. Path Length	25.0 cm	
	V <sub>e</sub> - Eff. Core Volume	86.4 cm <sup>3</sup>	
	WA - Min. Eff. Window Area	25.0 cm <sup>2</sup>	
	sa - Surface Area	300 cm <sup>2</sup>	
	mlt - mean length per turn	10.9 cm	
<b>Inductance</b>	μ <sub>i</sub> (reference)	14	
	A <sub>L</sub> value (nominal)	22.75 nH/N <sup>2</sup>	
	Test Winding	N=100, #20 AWG	
	Frequency	10 kHz	
	Voltage on Agilent 4284A	1.4 V	
A <sub>L</sub> tolerance	±10%		
<b>Core Loss</b>	$\text{Core Loss (mW/cm}^3\text{)} = \frac{f}{\frac{a}{B_{pk}^3} + \frac{b}{B_{pk}^{2.3}} + \frac{c}{B_{pk}^{1.65}}} + d \cdot B_{pk}^2 \cdot f^2$		
	where B <sub>pk</sub> expressed in gauss, f expressed in hertz, and: a=4.00E+09, b=3.00E+08, c=2.70E+06, d=1.92E-15		
	B <sub>pk</sub>	140 G	
	frequency	100 kHz	
	Core Loss (nominal)	18 mW/cm <sup>3</sup>	
Core Loss (maximum)	21 mW/cm <sup>3</sup>		
<b>DC Saturation</b>	$\% \mu_i = \frac{1}{a + b \cdot H^c} + d$		
	where H expressed in oersteds, and: a=1.00E-02, b=3.90E-07, c=1.46, d=0.00		
	H <sub>DC</sub>	200 Oe	
	Percent Initial Perm(nom.)	91.8%	
Percent Initial Perm(min.)	89.6%		
<b>Coating/Pkg</b>	Coating Type:	Black/Red Epoxy Paint	
	Voltage Breakdown (min.)	500 Vrms, 60Hz	
	Limit	3 mA, 5 s	
	Package Quantity	21 Pcs/Box	



<b>Winding Table</b>	<b>Wire Size</b>	AWG	8	10	12	14	16	18	20	22	24	26	28
		mm	3.150	2.500	2.000	1.600	1.250	1.000	0.800	0.630	0.500	0.400	0.315
	<b>Single Layer</b>	Turns	45	57	71	89	112	140	174	218	271	338	422
		Rdc(Ω)	10.1 m	20.3 m	40.1 m	80.0 m	160.2 m	318.4 m	629.4 m	1.3	2.5	4.9	9.8
<b>Full Winding</b>	Turns	131	202	313	485	750	1,161	1,797	2,781	4,304	6,662	10,312	
	Rdc(Ω)	29.3 m	71.8 m	177.0 m	436.1 m	1.1	2.6	6.5	16.0	39.4	96.9	238.6	