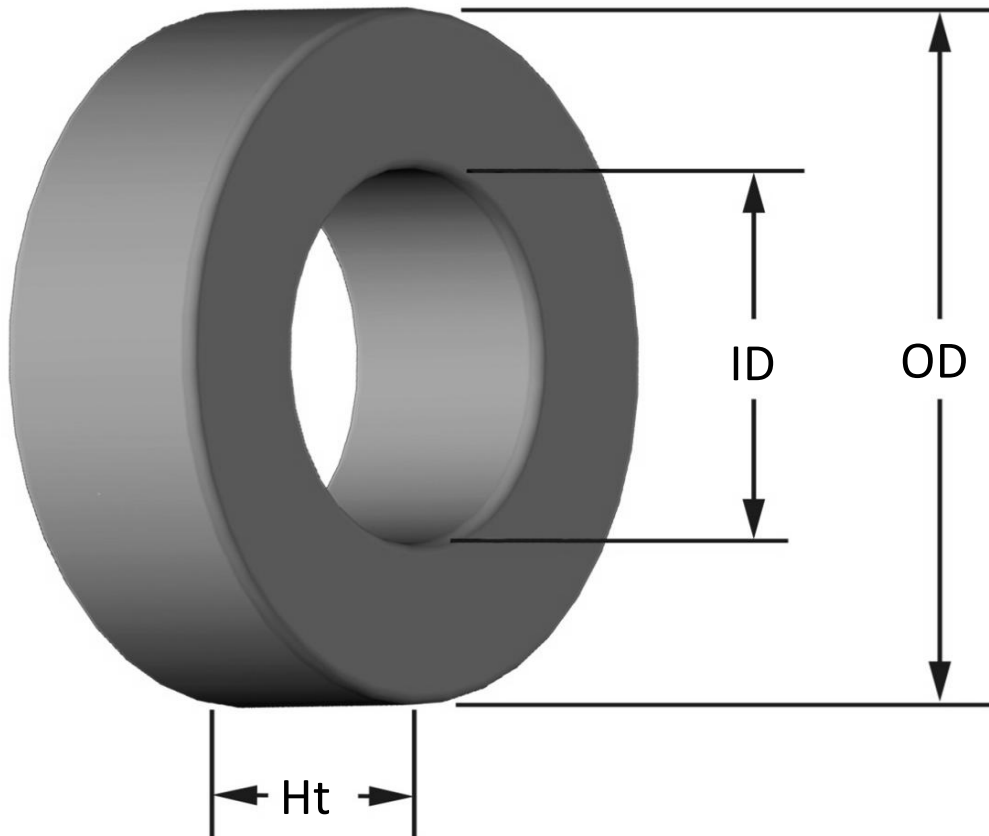


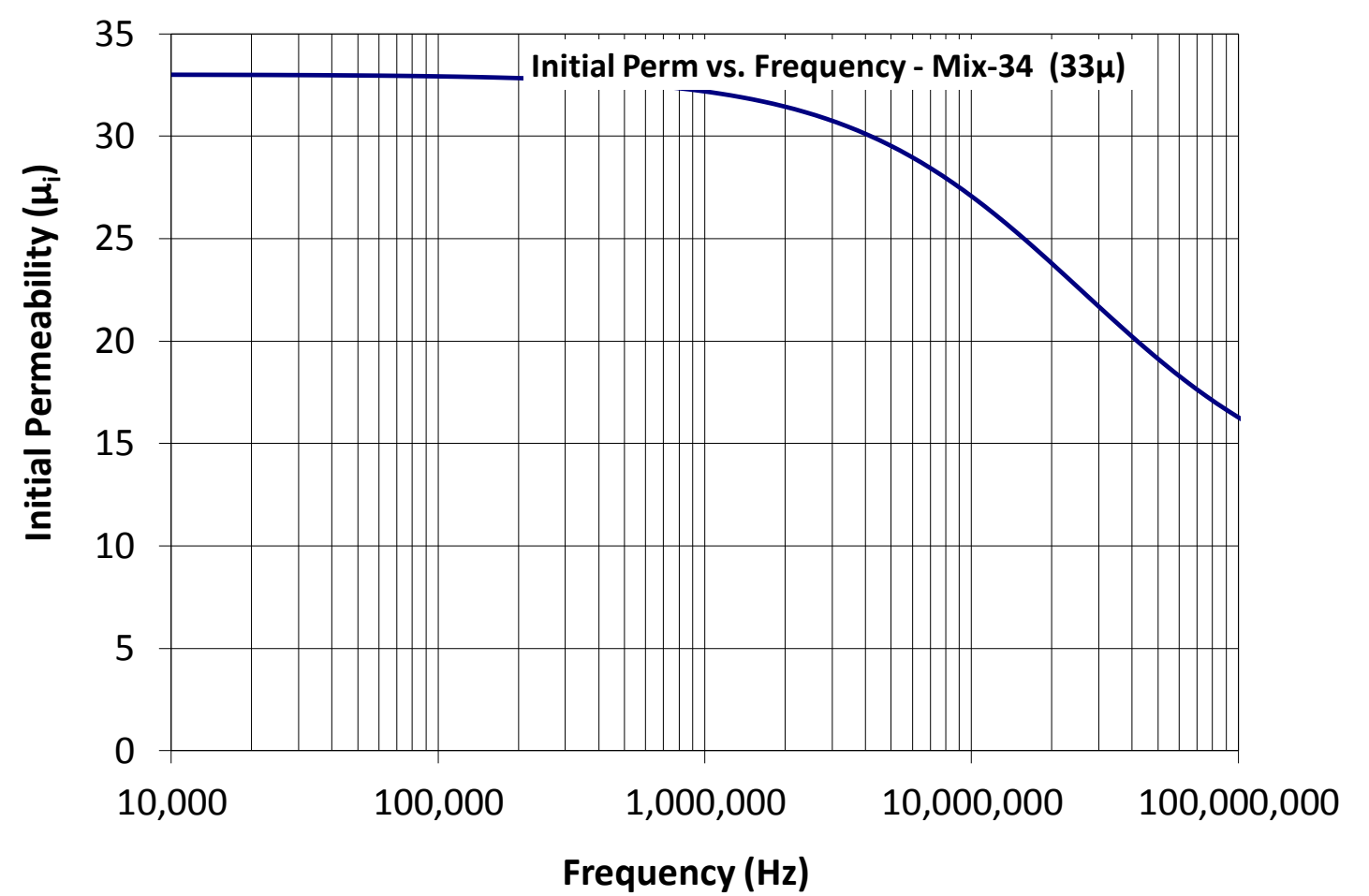
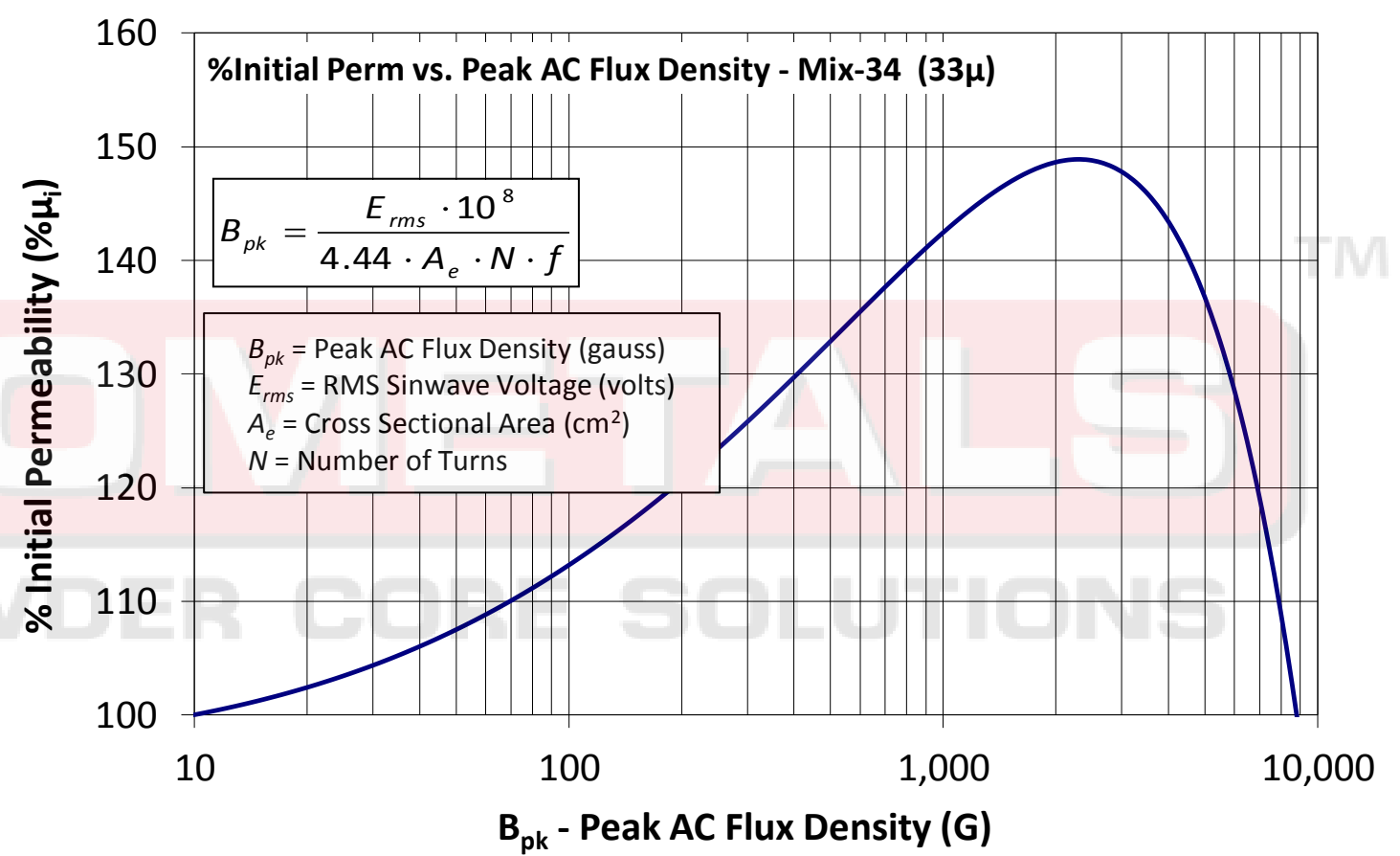
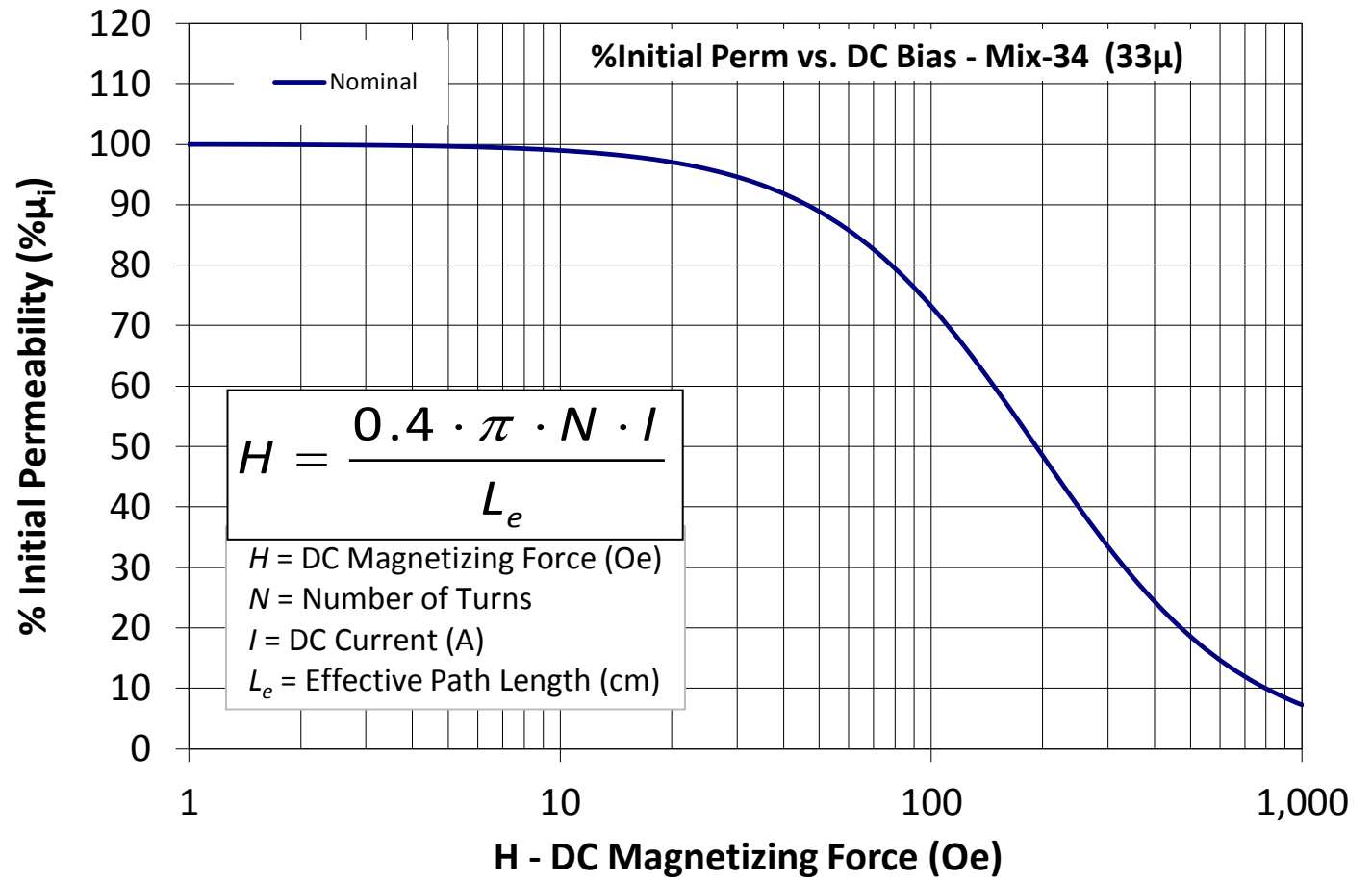
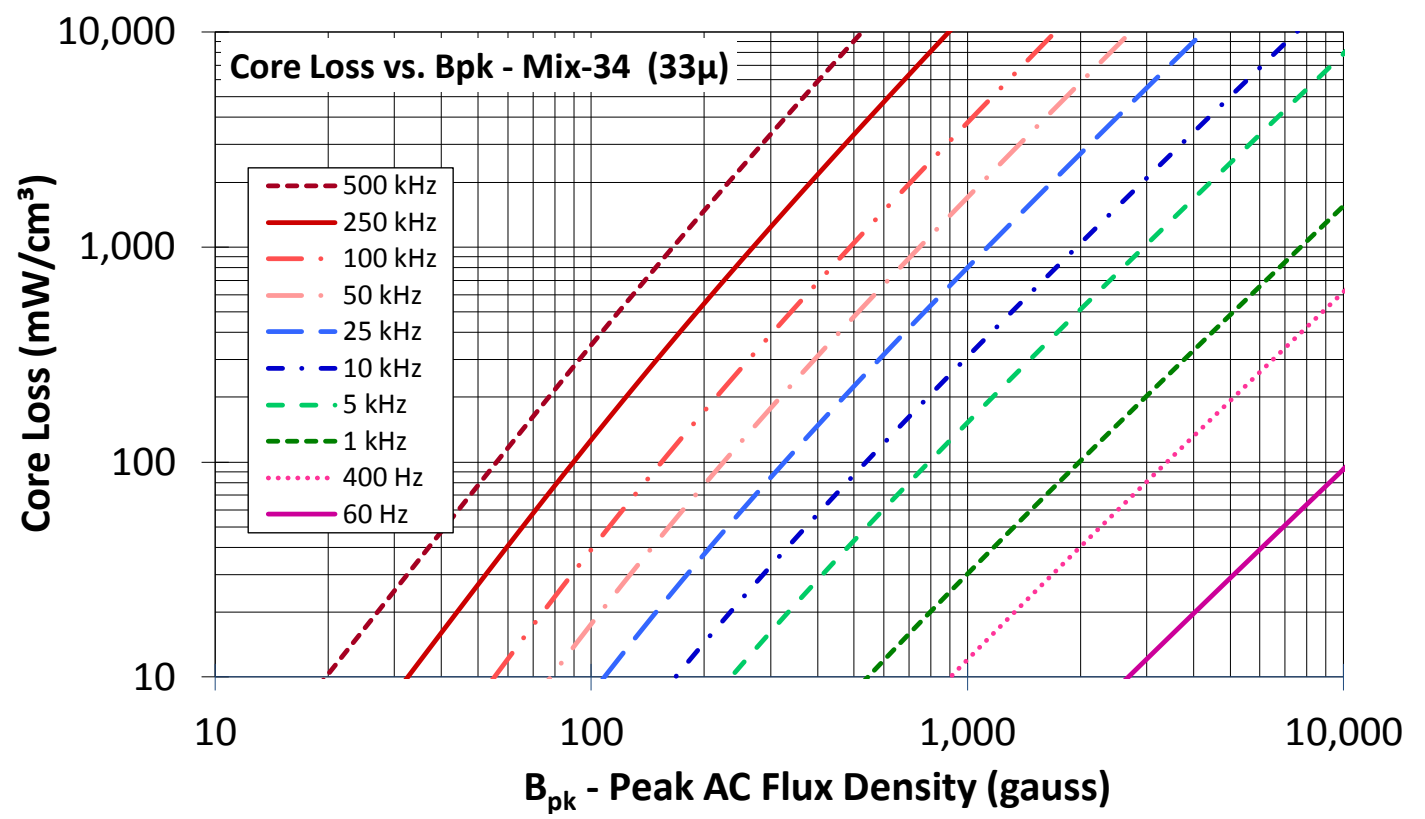


Part Number: **T650-34**

Revision 20190524 - Generated 2019-May-30



OD	(nom. - bare core) (max. - after coating)	165.10 mm 166.37 mm	6.500 in 6.550 in
ID	(nom. - bare core) (min. - after coating)	88.90 mm 87.63 mm	3.500 in 3.450 in
Ht	(nom. - bare core) (max. - after coating)	50.80 mm 52.07 mm	2.000 in 2.050 in
Mass	(approximate)	4,550 grams	
Magnetic Dimensions	A _e - Eff. Mag. Cross Section	18.4 cm ²	
	L _e - Eff. Mag. Path Length	39.9 cm	
	V _e - Eff. Core Volume	734 cm ³	
	WA - Min. Eff. Window Area	60.3 cm ²	
	sa - Surface Area	927 cm ²	
	mlt - mean length per turn	22.7 cm	
Inductance	μ _i (reference)	33	
	A _L value (nominal)	191 nH/N ²	
	Test Winding	N=100, #22 AWG	
	Frequency	10 kHz	
	Voltage on Agilent 4284A	5.0 V	
A _L tolerance	±10%		
Core Loss	$\text{Core Loss (mW/cm}^3\text{)} = \frac{f}{\frac{a}{B_{pk}^3} + \frac{b}{B_{pk}^{2.3}} + \frac{c}{B_{pk}^{1.65}}} + d \cdot B_{pk}^2 \cdot f^2$		
	where B _{pk} expressed in gauss, f expressed in hertz, and: a=1.10E+09, b=3.30E+07, c=2.50E+06, d=7.70E-14		
	B _{pk}	140 G	
	frequency	100 kHz	
	Core Loss (nominal)	82 mW/cm ³	
Core Loss (maximum)	94 mW/cm ³		
DC Saturation	$\% \mu_i = \frac{1}{a + b \cdot H^c} + d$		
	where H expressed in oersteds, and: a=1.00E-02, b=3.00E-06, c=1.54, d=0.00		
	H _{DC}	100 Oe	
	Percent Initial Perm(nom.)	73.2%	
Percent Initial Perm(min.)	67.4%		
Coating/Pkg	Coating Type:	Gray/Blue Epoxy Paint	
	Voltage Breakdown (min.)	500 Vrms, 60Hz	
	Limit	3 mA, 5 s	
	Package Quantity	2 Pcs/Box	



Winding Table	Wire Size	AWG	8	10	12	14	16	18	20	22	24	26	28
		mm	3.150	2.500	2.000	1.600	1.250	1.000	0.800	0.630	0.500	0.400	0.315
	Single Layer	Turns	71	90	112	140	175	219	273	340	423	527	657
		Rdc(Ω)	33.1 m	66.7 m	132.0 m	262.5 m	521.8 m	1.0	2.1	4.1	8.1	16.0	31.7
Full Winding	Turns	316	489	756	1,170	1,812	2,804	4,340	6,717	10,396	16,090	24,903	
	Rdc(Ω)	147.3 m	362.5 m	891.3 m	2.2	5.4	13.3	32.7	80.6	198.3	488.2	1.2 k	