

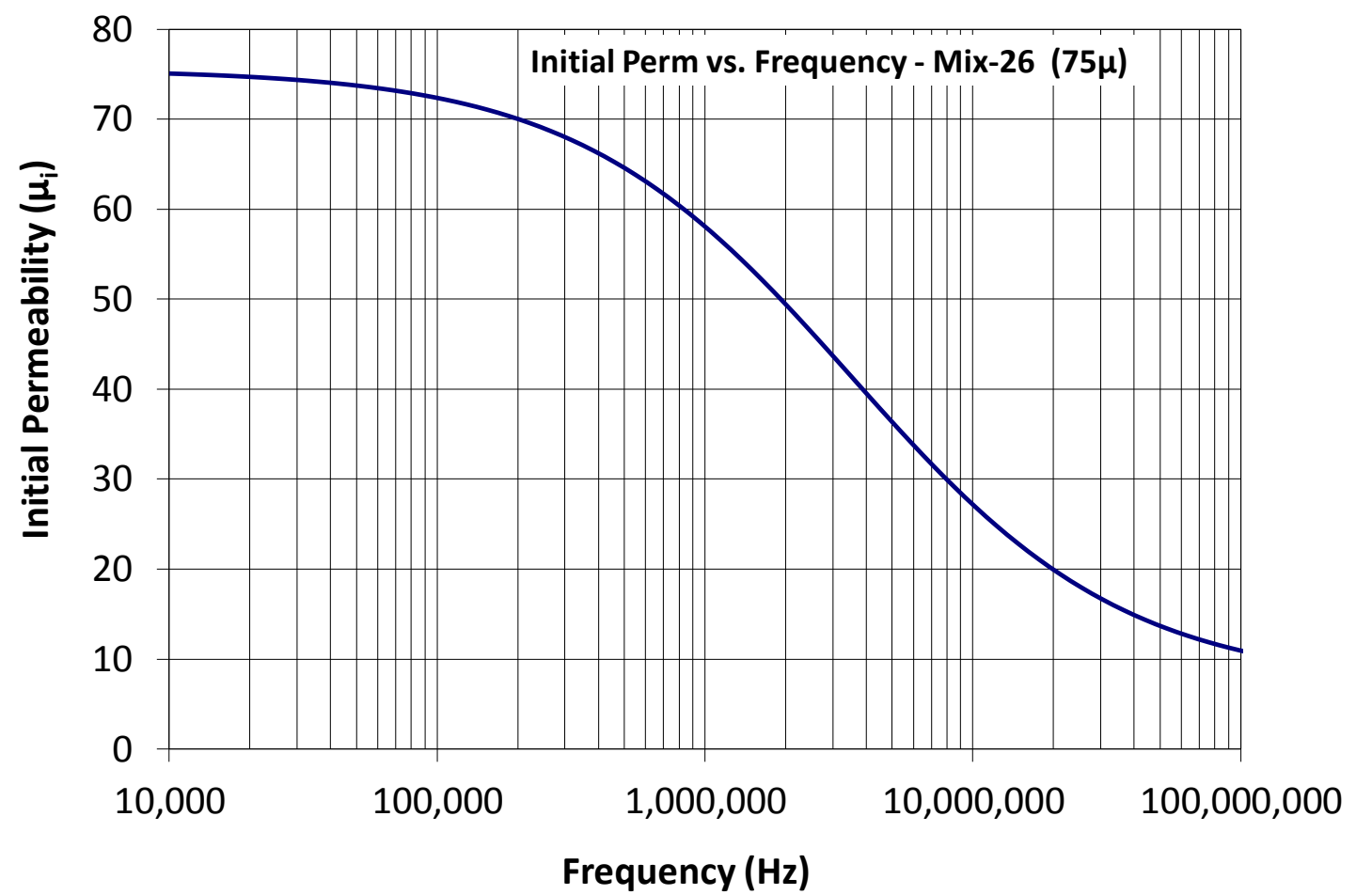
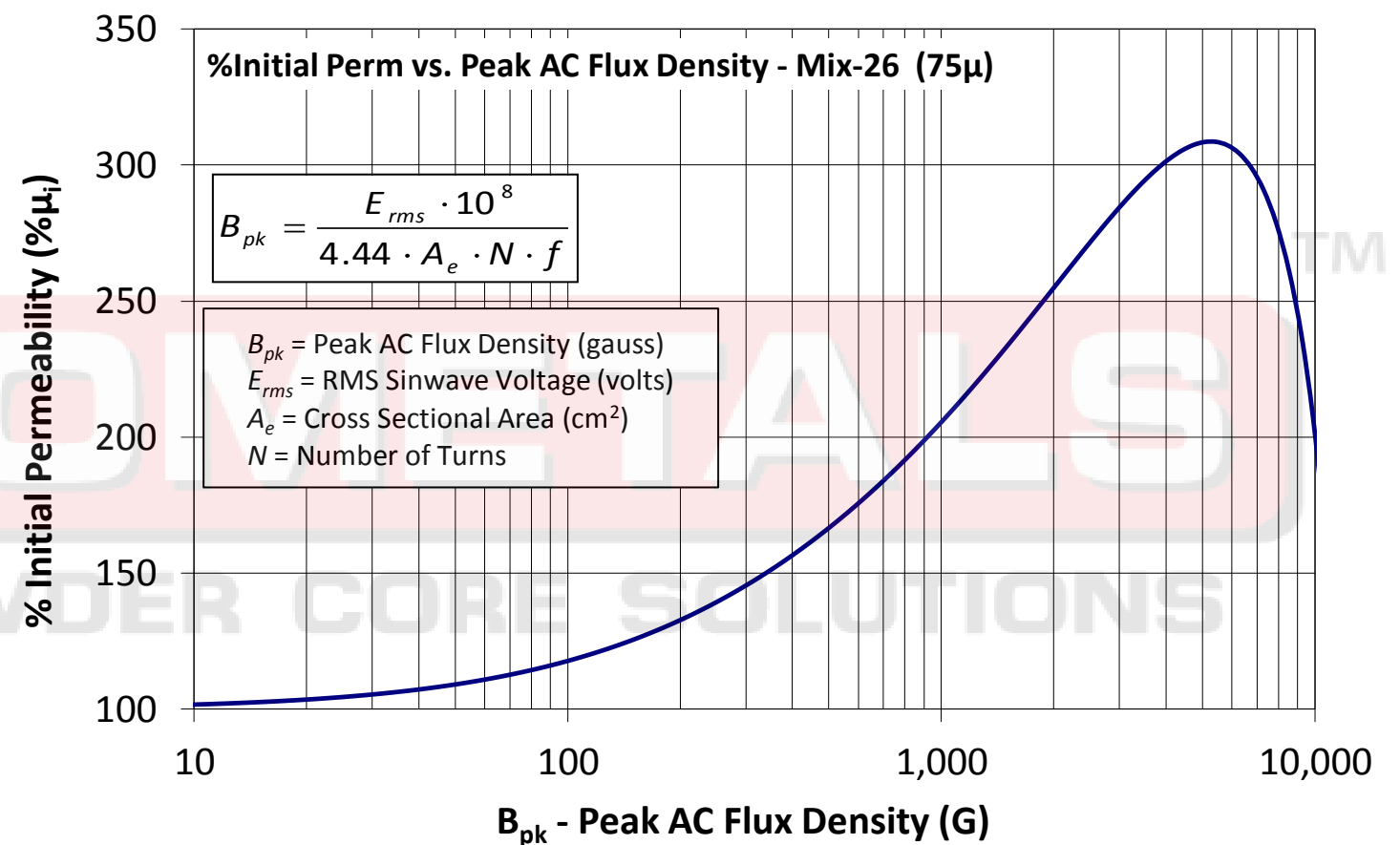
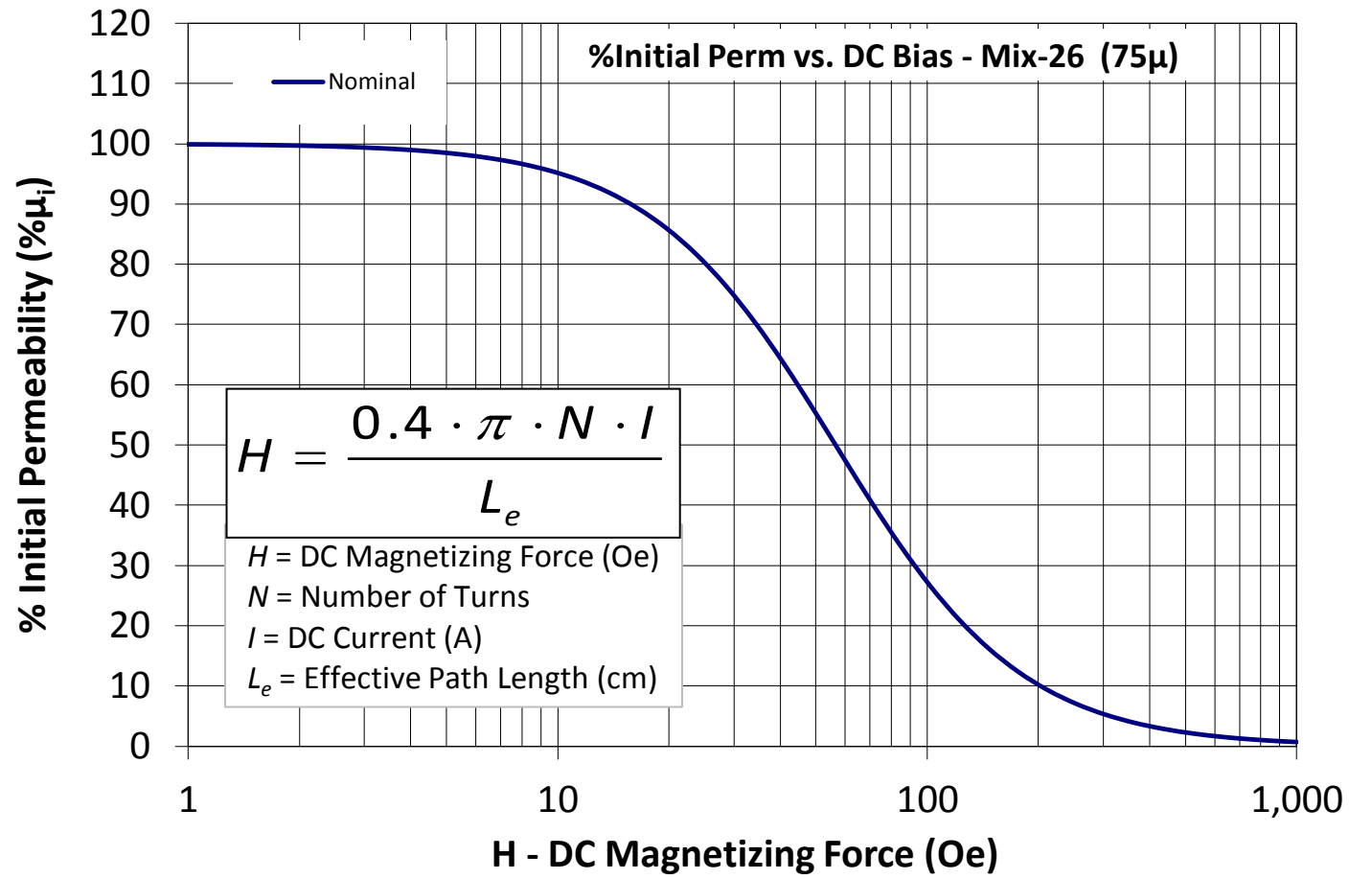
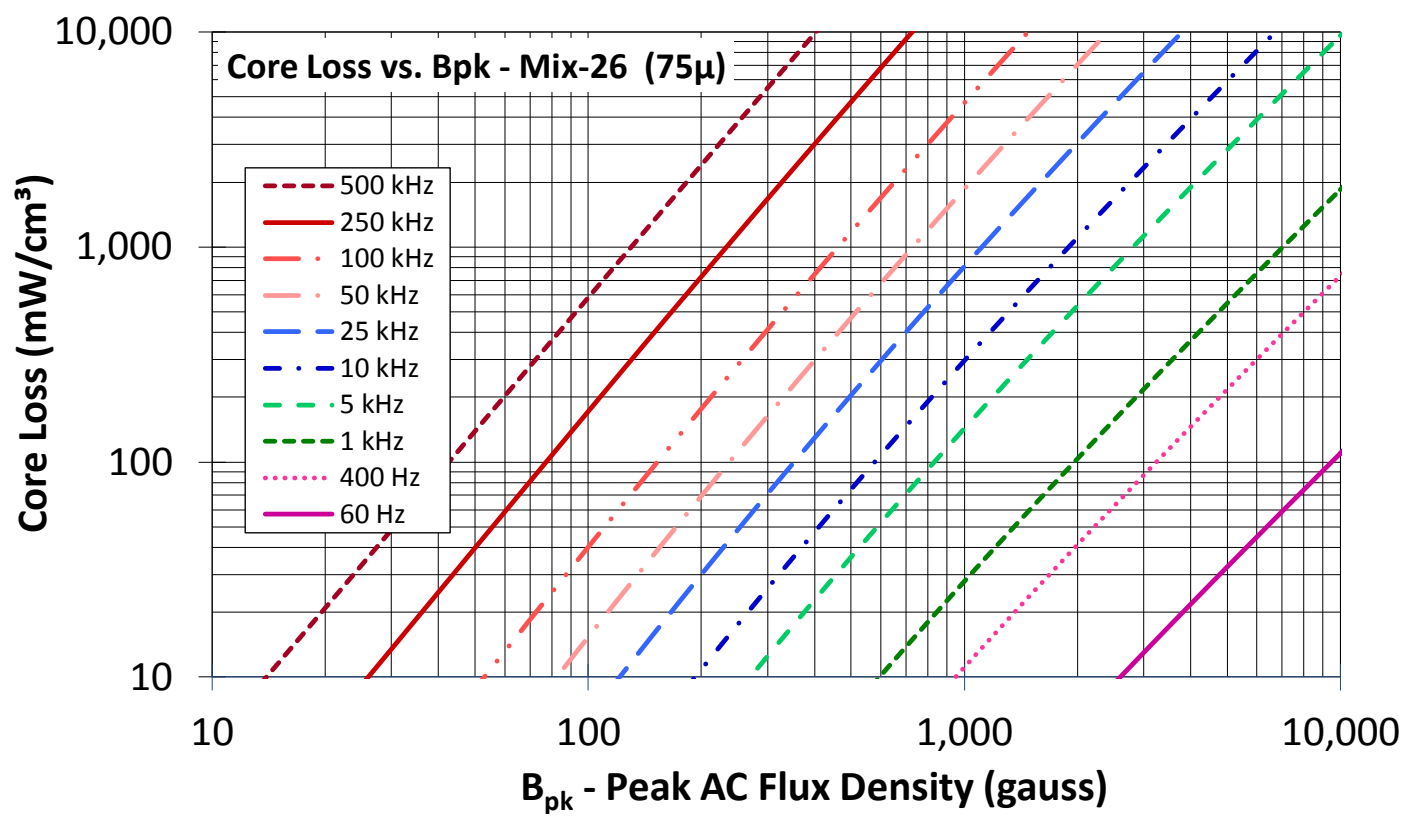


**Part Number:** **T124-26**

Revision 20190524 - Generated 2019-May-30



<b>OD</b>	(nom. - bare core) (max. - after coating)	31.62 mm 32.13 mm	1.245 in 1.265 in
<b>ID</b>	(nom. - bare core) (min. - after coating)	18.03 mm 17.53 mm	0.710 in 0.690 in
<b>Ht</b>	(nom. - bare core) (max. - after coating)	7.11 mm 7.75 mm	0.280 in 0.305 in
<b>Mass</b>	(approximate)	25 grams	
<b>Magnetic Dimensions</b>	A <sub>e</sub> - Eff. Mag. Cross Section	0.459 cm <sup>2</sup>	
	L <sub>e</sub> - Eff. Mag. Path Length	7.75 cm	
	V <sub>e</sub> - Eff. Core Volume	3.55 cm <sup>3</sup>	
	WA - Min. Eff. Window Area	2.41 cm <sup>2</sup>	
	sa - Surface Area	32.1 cm <sup>2</sup>	
	mlt - mean length per turn	3.89 cm	
<b>Inductance</b>	μ <sub>i</sub> (reference)	75	
	A <sub>L</sub> value (nominal)	58 nH/N <sup>2</sup>	
	Test Winding	N=100, #24 AWG	
	Frequency	10 kHz	
	Voltage on Agilent 4284A	0.20 V	
A <sub>L</sub> tolerance	±10%		
<b>Core Loss</b>	$\text{Core Loss (mW/cm}^3\text{)} = \frac{f}{\frac{a}{B_{pk}^3} + \frac{b}{B_{pk}^{2.3}} + \frac{c}{B_{pk}^{1.65}}} + d \cdot B_{pk}^2 \cdot f^2$		
	where B <sub>pk</sub> expressed in gauss, f expressed in hertz, and: a=1.00E+09, b=1.10E+08, c=1.90E+06, d=1.90E-13		
	B <sub>pk</sub>	140 G	
	frequency	100 kHz	
	Core Loss (nominal)	83 mW/cm <sup>3</sup>	
Core Loss (maximum)	95 mW/cm <sup>3</sup>		
<b>DC Saturation</b>	$\% \mu_i = \frac{1}{a + b \cdot H^c} + d$		
	where H expressed in oersteds, and: a=1.00E-02, b=9.70E-06, c=1.72, d=0.00		
	H <sub>DC</sub>	50 Oe	
	Percent Initial Perm(nom.)	55.2%	
Percent Initial Perm(min.)	47.4%		
<b>Coating/Pkg</b>	Coating Type:	Yellow/White Epoxy Paint	
	Voltage Breakdown (min.)	500 Vrms, 60Hz	
	Limit	3 mA, 5 s	
	Package Quantity	700 Pcs/Box	



<b>Winding Table</b>	<b>Wire Size</b>	AWG	8	10	12	14	16	18	20	22	24	26	28
		mm	3.150	2.500	2.000	1.600	1.250	1.000	0.800	0.630	0.500	0.400	0.315
	<b>Single Layer</b>	Turns	12	16	20	26	33	41	52	66	82	103	129
		Rdc(Ω)	1.0 m	2.0 m	4.0 m	8.4 m	16.9 m	33.3 m	67.2 m	135.7 m	268.2 m	535.7 m	1.1
<b>Full Winding</b>	Turns	13	20	30	47	72	112	174	269	416	644	996	
	Rdc(Ω)	1.0 m	2.5 m	6.1 m	15.1 m	36.8 m	91.1 m	225.0 m	553.2 m	1.4	3.3	8.2	