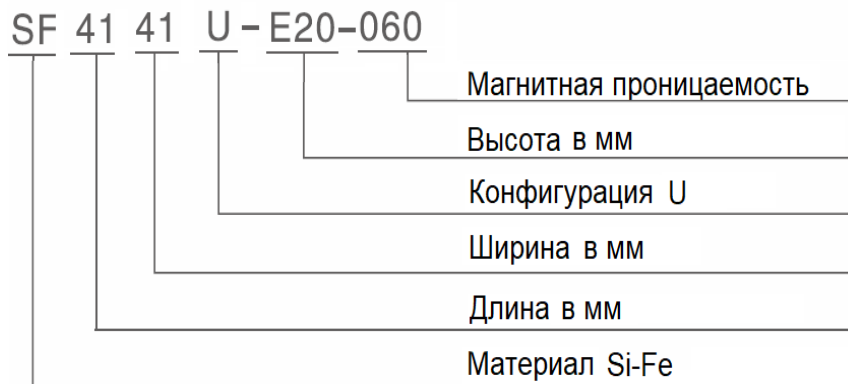


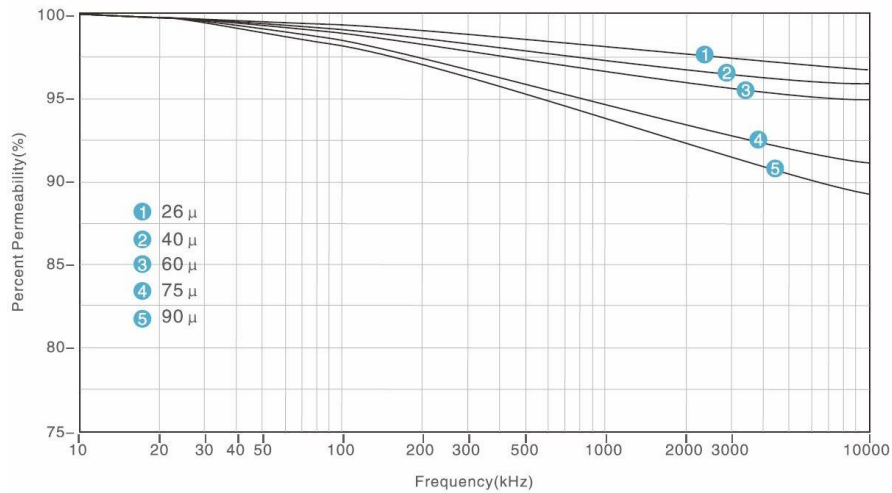
Расшифровка



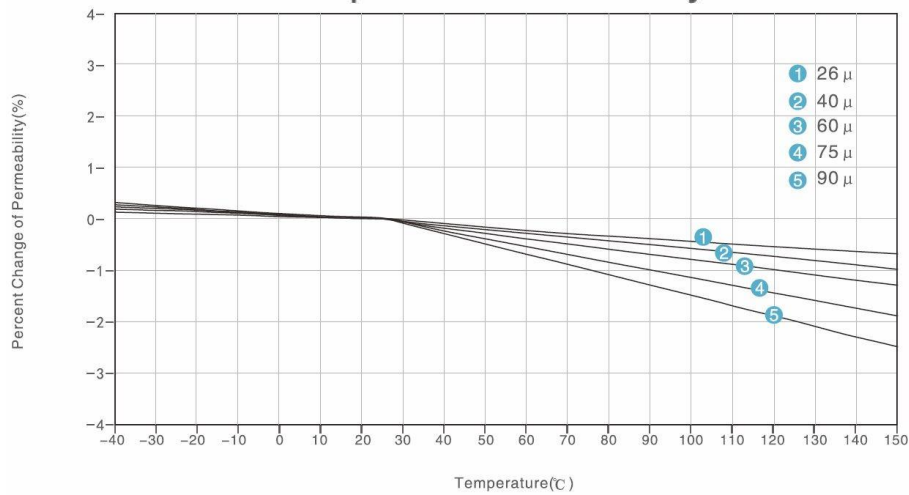
Part Number	Dimensions (mm)						Path Length (cm)	Cross Section Area (cm ²)	Volume (cm ³)	A_L (nH/N ²) ±12%		
	A	B	C	D	E	L				026μ	040μ	060μ
SF3536U-E20	35.0	36.0	20.0	25.0	13.0	11.0	16.90	2.200	37.18	43	65	98
SF3536U-E25	35.0	36.0	25.0	25.0	13.0	11.0	16.90	2.750	46.48	53	82	123
SF4141U-E20	41.0	41.0	20.0	28.0	15.0	13.0	19.30	2.600	50.18	44	68	102
SF4141U-E25	41.0	41.0	25.0	28.0	15.0	13.0	19.30	3.250	62.73	55	85	127
SF4141U-E30	41.0	41.0	30.0	28.0	15.0	13.0	19.30	3.900	75.27	66	102	152
SF5251U-E25	52.0	51.0	25.0	35.0	20.0	16.0	24.30	4.000	97.20	54	83	124
SF5251U-E30	52.0	51.0	30.0	35.0	20.0	16.0	24.30	4.800	116.6	65	99	149
SF6361U-E30	63.0	60.5	30.0	41.5	25.0	19.0	29.10	5.700	165.9	64	98	148
SF6361U-E35	63.0	60.5	35.0	41.5	25.0	19.0	29.10	6.650	193.5	75	115	172
SF7965U-E30	79.0	64.5	30.0	42.5	35.0	22.0	32.60	6.600	215.2	66	102	153
SF7965U-E35	79.0	64.5	35.0	42.5	35.0	22.0	32.60	7.700	251.0	77	119	178

Графики

Permeability vs. Frequency



Temperature Stability



Normal Magnetization Curves

