



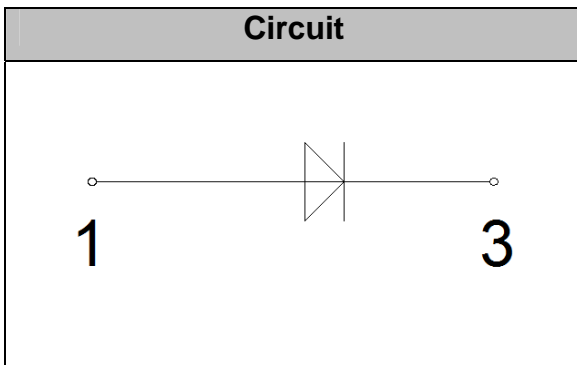
FRED Modules

V_{RRM} 1200V

I_{FAV} 400 A

Applications

- Inversion Welder
- Uninterruptible Power Supply (UPS)
- Plating Power Supply
- Ultrasonic Cleaner and Welder
- Power Factor Correction (PFC) Circuit
- Converter & Chopper



Features

- Soft Reverse Recovery Characteristics
- Ultrafast Reverse Recovery Time
- Low Reverse Recovery Loss
- Low Forward Voltage
- High Surge Current Capability
- Low Inductance Package

Maximum Ratings

Symbol	Conditions	Values	Units
V_R		1200	V
V_{RRM}		1200	V
$I_{F(AV)}$	$T_C=90^\circ\text{C}$,	400	A
$I_{F(RMS)}$	$T_C=90^\circ\text{C}$,	560	A
I_{FSM}	1/2 Cycle , 50Hz, Sine	3200	A
	1/2 Cycle , 60Hz, Sine	3500	A
I^2t	$T_J=45^\circ\text{C}$, t=10ms, 50Hz, Sine	51200	A ² s
	$T_J=45^\circ\text{C}$, t=8.3ms, 60Hz, Sine	51000	A ² s
P_D		1130	W
T_J		-40 to +150	°C
T_{STG}		-40 to +125	°C
Torque	Module-to-Sink Recommended (M6)	4.5	N·m
Torque	Module Electrodes Recommended (M6)	4.5	N·m
Weight		275	g

Thermal Characteristics

Symbol	Conditions	Values	Units
$R_{th(j-c)}$	Per Module	0.11	°C/W



Electrical Characteristics

Symbol	Conditions	Values			Units
		Min.	Typ.	Max.	
I_{RM}	$V_R=1200V$	--	--	1	mA
	$V_R=1200V, T_J=125^\circ C$	--	--	5	mA
V_F	$I_F=400A$	--	1.8	1.85	V
	$I_F=400A, T_J=125^\circ C$	--	1.65	1.7	V
t_{rr}	$I_F=1A, V_R=30V, di_F/dt=-200A/\mu s$	--	76	--	ns
t_{rr}	$V_R=600V, I_F=400A, di_F/dt=-200A/\mu s, T_J=25^\circ C$	--	180	--	ns
I_{RRM}		--	15	--	A
t_{rr}	$V_R=600V, I_F=400A, di_F/dt=-200A/\mu s, T_J=125^\circ C$	--	500	--	ns
I_{RRM}		--	35	--	A

Performance Curves

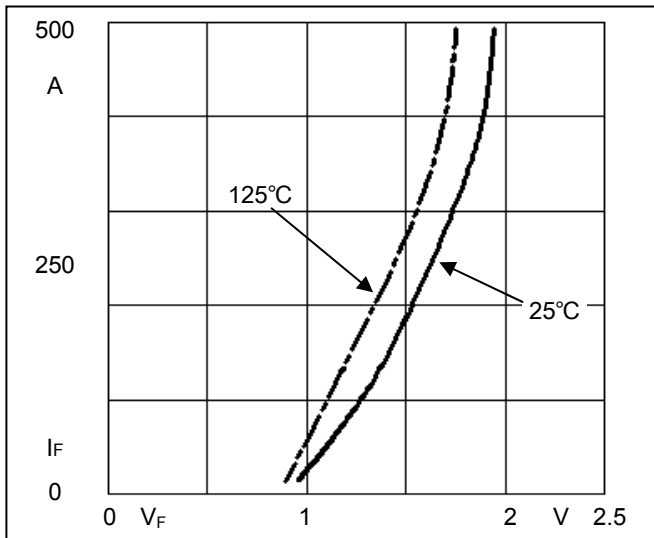


Fig1. Forward Voltage Drop vs Forward Current

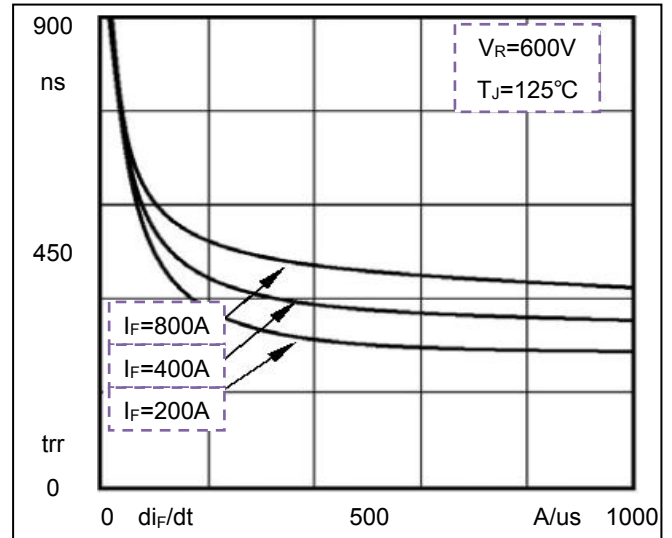


Fig2. Reverse Recovery Time vs di_F/dt

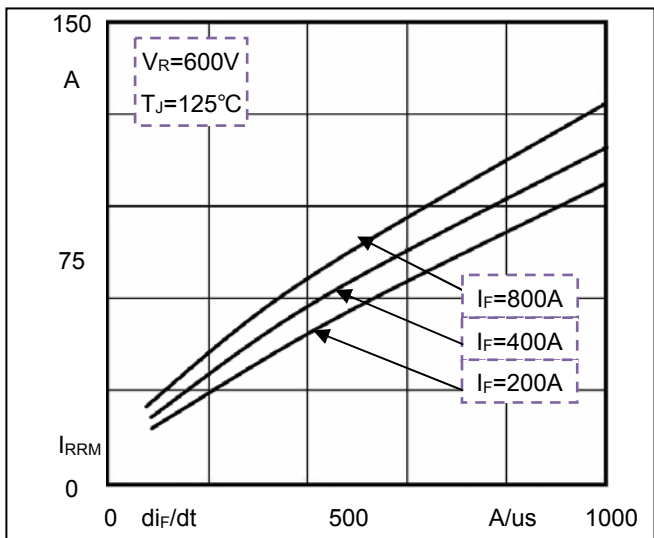


Fig3. Reverse Recovery Current vs di_F/dt

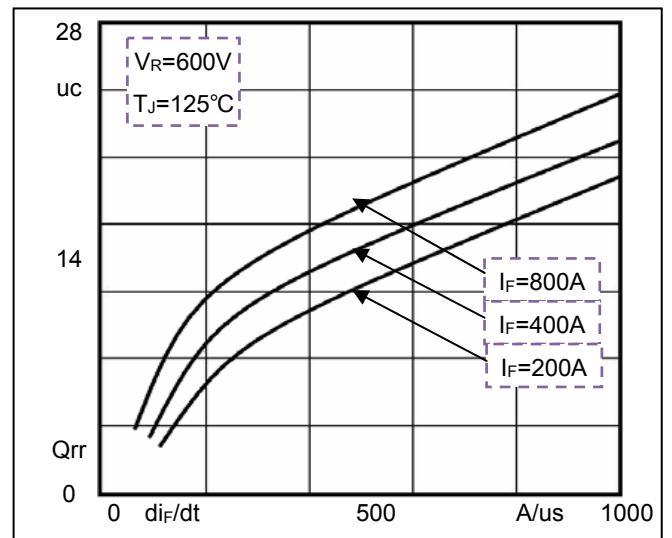


Fig4. Reverse Recovery Charge vs di_F/dt

