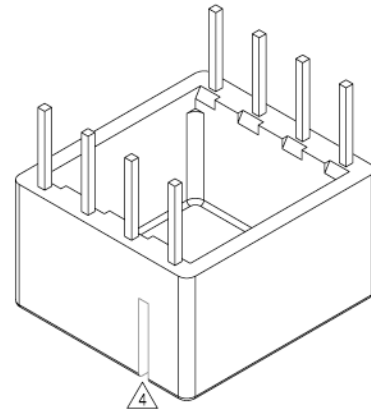
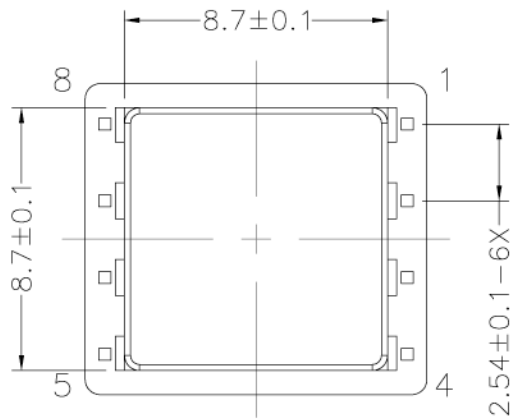
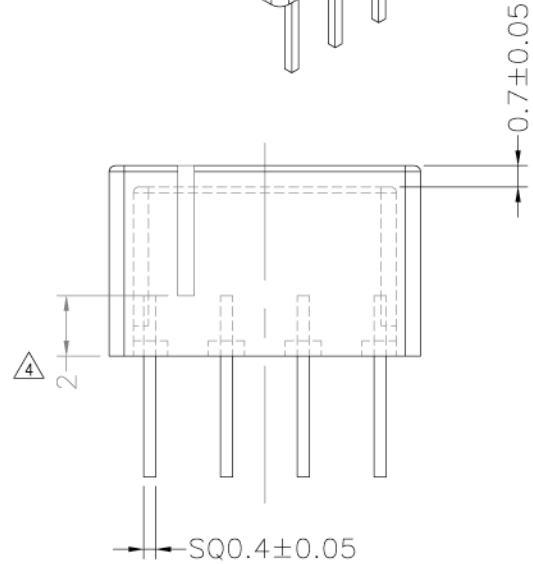
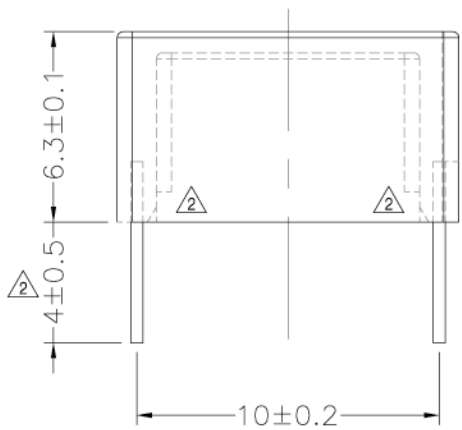
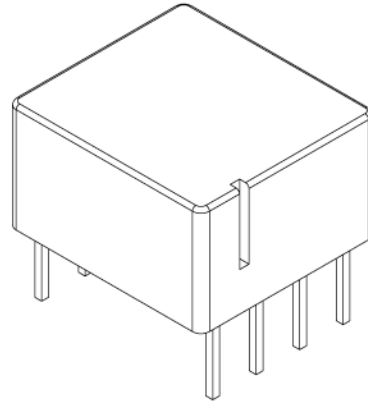
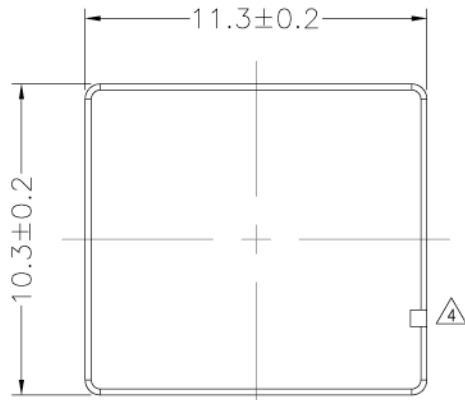


LEPCOS (North-West Laboratory)

http://ferrite.ru Tel/fax +7-812-369-11-54

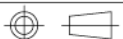
REVISIONS

REV	SYM	DRAFTER	CHECKER	DATE
2		Y.G.HSU	W.H.HSU	03/17/07
3		YAN.TANG	W.H.HSU	09/22/07
4		YAN.TANG	W.H.HSU	12/24/09



NOTE: Pull Strength 1.0kg (min)

DWG NO.	TR10-8P-TH-2.54-A-1				
PART NO.	MATERIAL (BOBBIN)	MATERIAL (TERMINAL)	TERMINAL (PLATING)	PIN ALLOCATION	NOTE
TBI-218-14011.103	PM-9630	P.B	Sn	ALL PIN	



TOLERANCE: .X±0.15 .XX±0.10 .XXX±0.05

UNIT : m / m

SCALE 4 : 1

Finish: 1. Pb wire Immersion Sn on terminal : Thickness: Sn plating, 100,5 μm (200 μ inches) min, Base nickel 0.625 μm (25 μ inches) min.
 2. CP wire Immersion Sn on terminal : Thickness: Sn plating, 100,5 μm (200 μ inches) min.
 3. Coplanarity deviation: 0.10 mm (0.004 inches) max.

REV 4